



STRATA WATERPROOFING SYSTEMS
Unit 3, Kilwee Business Park,
Upper Dunmurry Lane,
Dunmurry, Belfast, BT17 0HE

(T): 028 9030 2924
(E): info@stratawaterproofing.com
www.stratawaterproofing.com

Standard Waterproofing Detail

Drawing Title:
Main Area Waterproofing

Scale:
NTS

Drawing No:
01

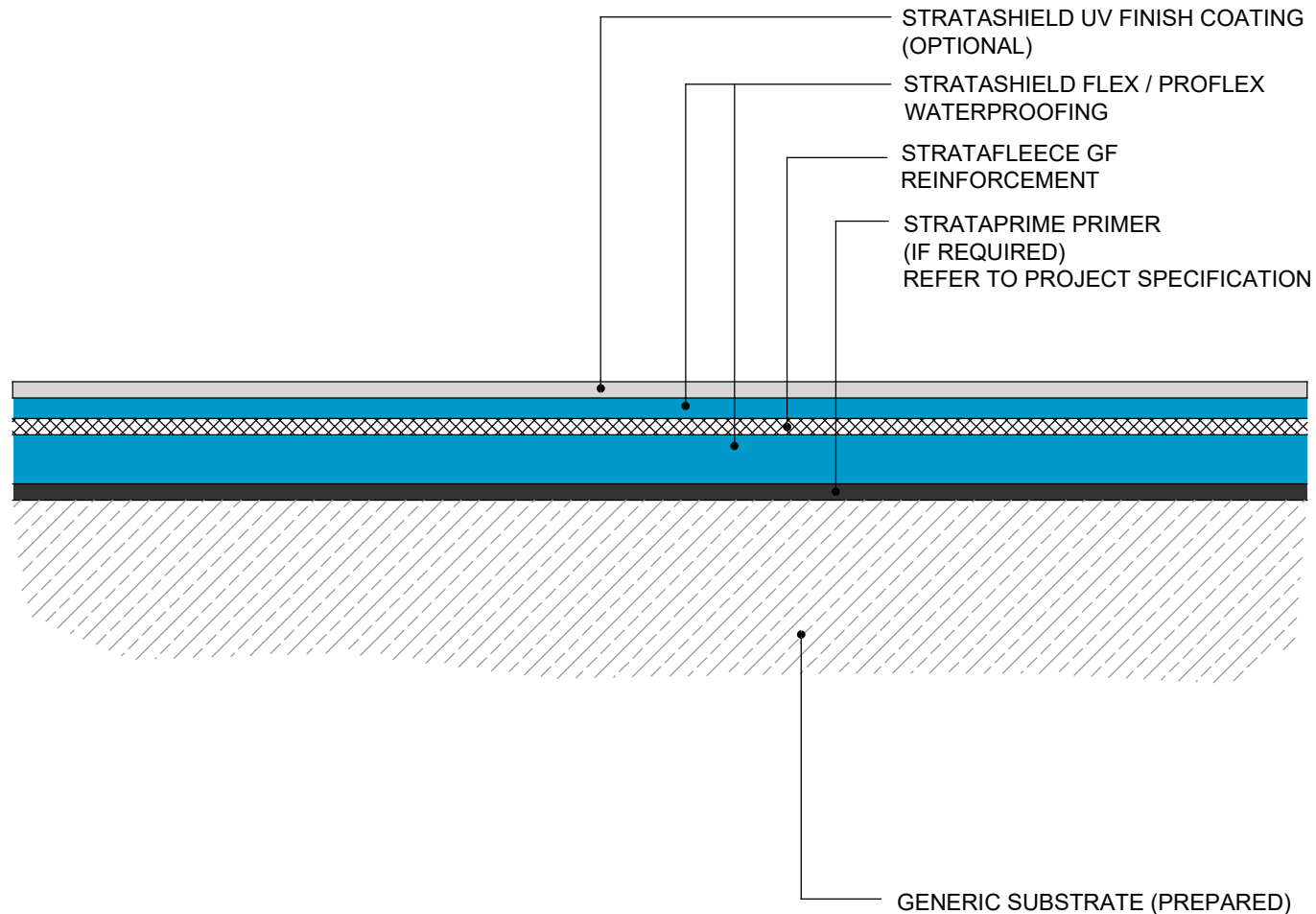
Notes / Revisions:

Date:
11/08/22

Drawn By:
G.R.

Copyright Reserved - Please note that this drawing and the copyright therein is the property of Strata Waterproofing Systems and is issued on the understanding that the drawing or any detail thereof will not be divulged to a third party unless written permission is first obtained from Strata Waterproofing Systems. The drawing is valid only when approved by the Architect / Contractor concerned.

This detail is representative of a typical situation and provided for illustration purposes. Insulation thickness shown may differ in accordance with the specified U-value requirement.



Standard Waterproofing Detail

Drawing Title:
**Termination to Chase
 Waterproofing**

Scale:
NTS

Drawing No:
02

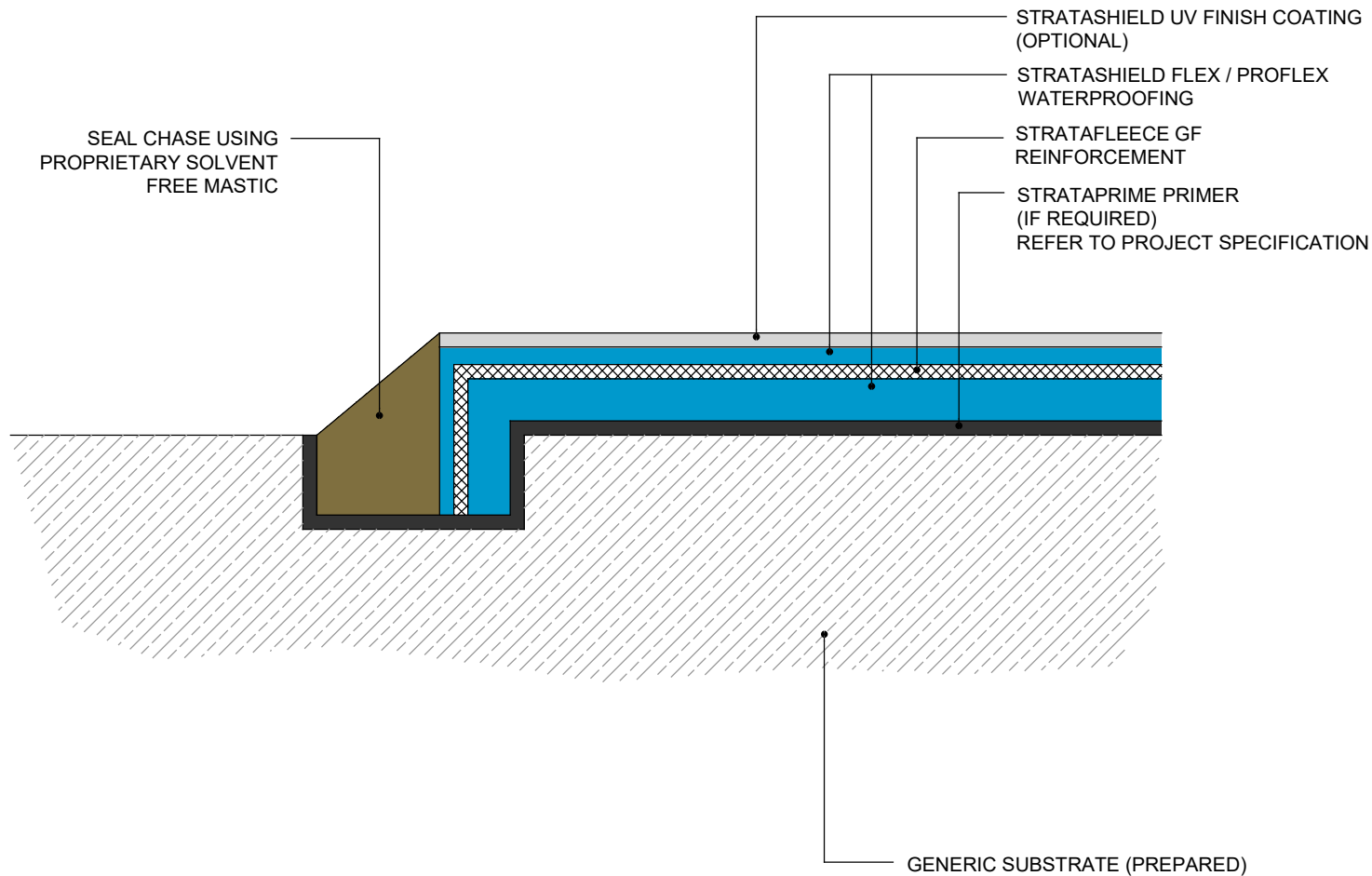
Notes / Revisions:

Date:
11/08/22

Drawn By:
G.R.

Copyright Reserved - Please note that this drawing and the copyright therein is the property of Strata Waterproofing Systems and is issued on the understanding that the drawing or any detail thereof will not be divulged to a third party unless written permission is first obtained from Strata Waterproofing Systems. The drawing is valid only when approved by the Architect / Contractor concerned.

This detail is representative of a typical situation and provided for illustration purposes. Insulation thickness shown may differ in accordance with the specified U-value requirement.



Standard Waterproofing Detail

Drawing Title:
**Water Check Detail -
 Thin Coating**

Scale:
NTS

Drawing No:
03

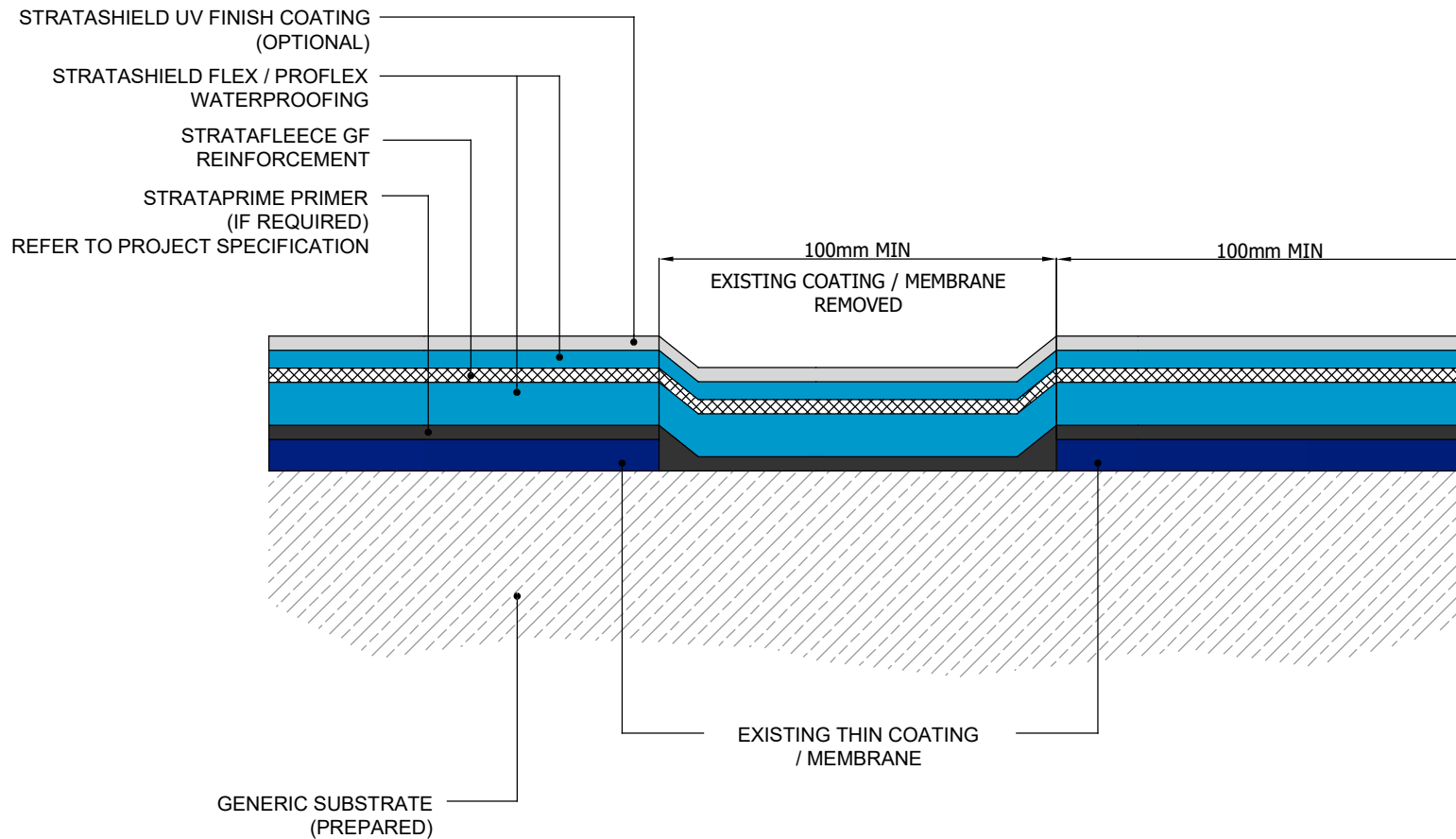
Notes / Revisions:

Date:
11/08/22

Drawn By:
G.R.

Copyright Reserved - Please note that this drawing and the copyright therein is the property of Strata Waterproofing Systems and is issued on the understanding that the drawing or any detail thereof will not be divulged to a third party unless written permission is first obtained from Strata Waterproofing Systems. The drawing is valid only when approved by the Architect / Contractor concerned.

This detail is representative of a typical situation and provided for illustration purposes. Insulation thickness shown may differ in accordance with the specified U-value requirement.



Standard Waterproofing Detail

Drawing Title:
**Water Check Detail -
 Thick Coating**

Scale:
NTS

Drawing No:
04

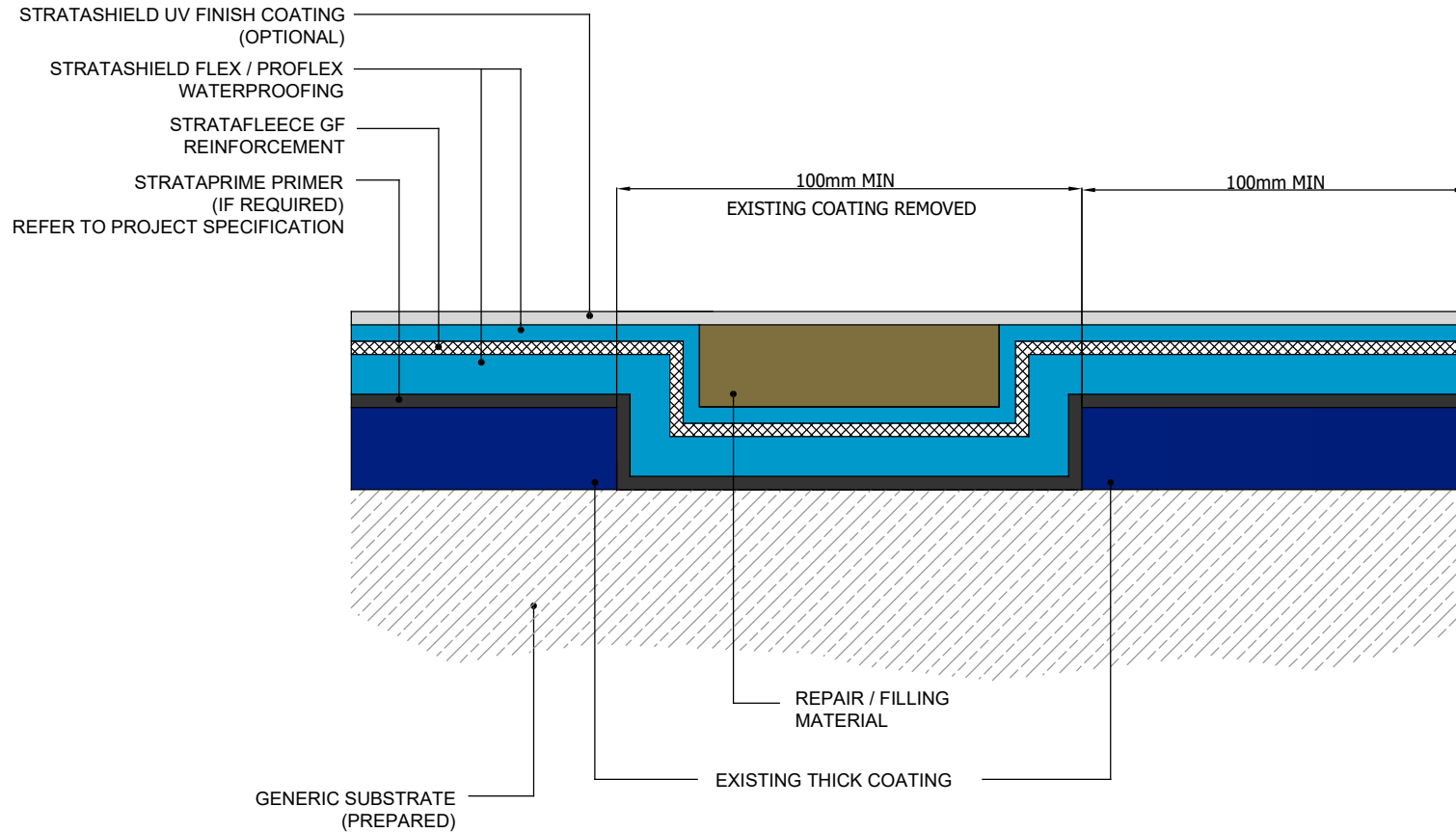
Notes / Revisions:

Date:
11/08/22

Drawn By:
G.R.

Copyright Reserved - Please note that this drawing and the copyright therein is the property of Strata Waterproofing Systems and is issued on the understanding that the drawing or any detail thereof will not be divulged to a third party unless written permission is first obtained from Strata Waterproofing Systems. The drawing is valid only when approved by the Architect / Contractor concerned.

This detail is representative of a typical situation and provided for illustration purposes. Insulation thickness shown may differ in accordance with the specified U-value requirement.



Standard Waterproofing Detail

Drawing Title:
Upstand

Scale:
NTS

Drawing No:
05

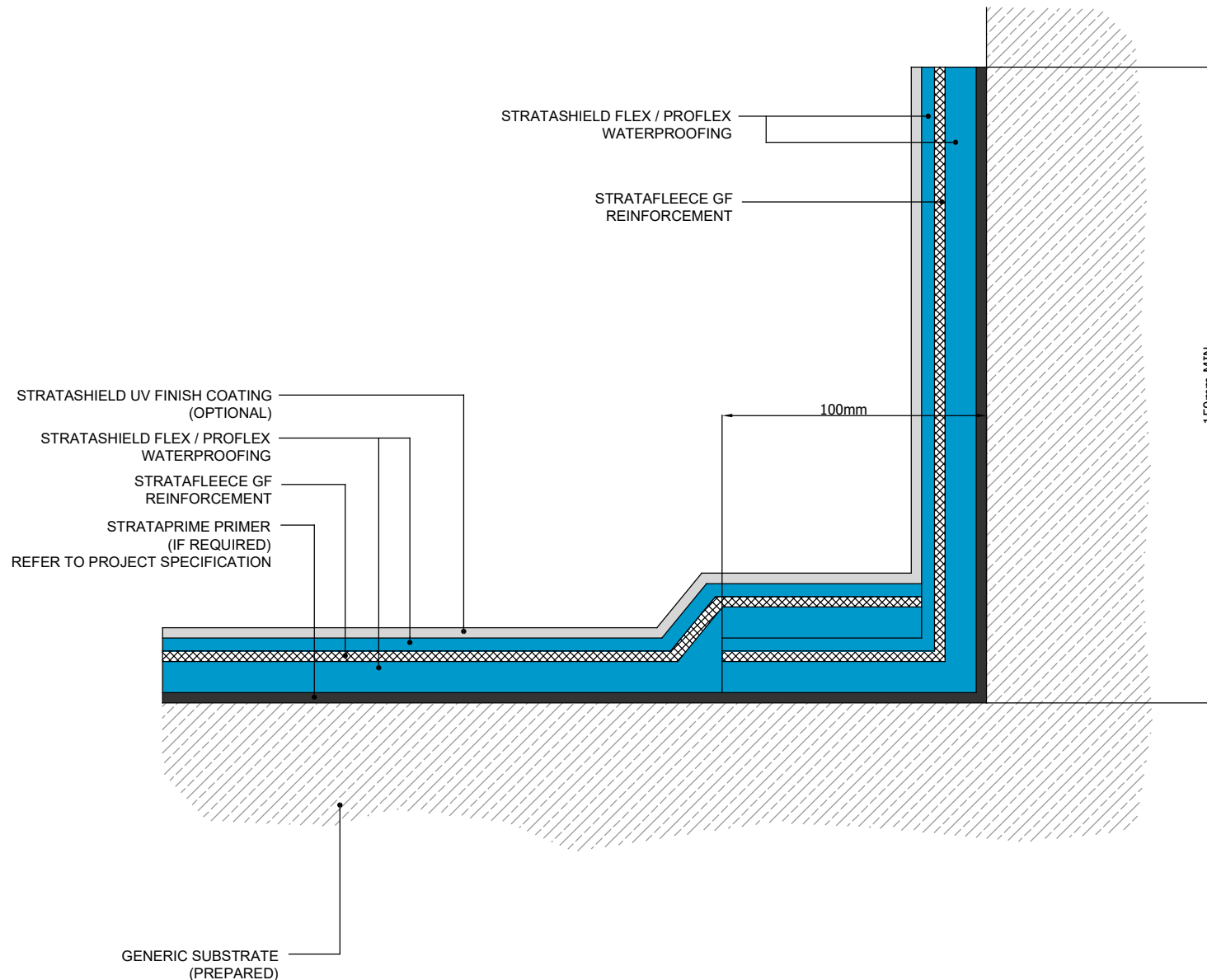
Notes / Revisions:

Date:
11/08/22

Drawn By:
G.R.

Copyright Reserved - Please note that this drawing and the copyright therein is the property of Strata Waterproofing Systems and is issued on the understanding that the drawing or any detail thereof will not be divulged to a third party unless written permission is first obtained from Strata Waterproofing Systems. The drawing is valid only when approved by the Architect / Contractor concerned.

This detail is representative of a typical situation and provided for illustration purposes. Insulation thickness shown may differ in accordance with the specified U-value requirement.



Standard Waterproofing Detail

Drawing Title:
 Upstand with Chase

Scale:
 NTS

Drawing No:
 06

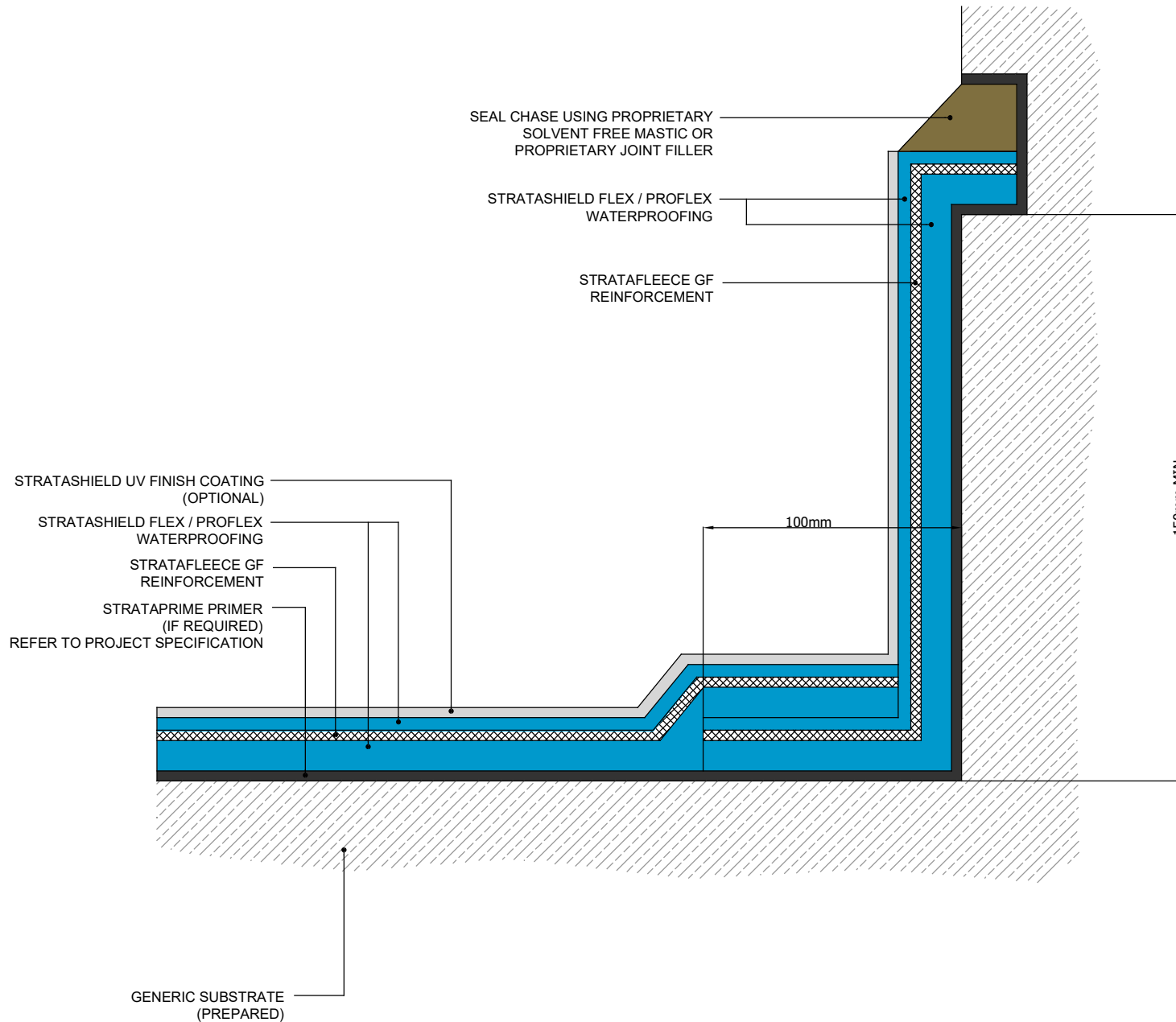
Notes / Revisions:

Date:
 11/08/22

Drawn By:
 G.R.

Copyright Reserved - Please note that this drawing and the copyright therein is the property of Strata Waterproofing Systems and is issued on the understanding that the drawing or any detail thereof will not be divulged to a third party unless written permission is first obtained from Strata Waterproofing Systems. The drawing is valid only when approved by the Architect / Contractor concerned.

This detail is representative of a typical situation and provided for illustration purposes. Insulation thickness shown may differ in accordance with the specified U-value requirement.



Standard Waterproofing Detail

Drawing Title:
Upstand with Flashing Chase

Scale:
NTS

Drawing No:
07

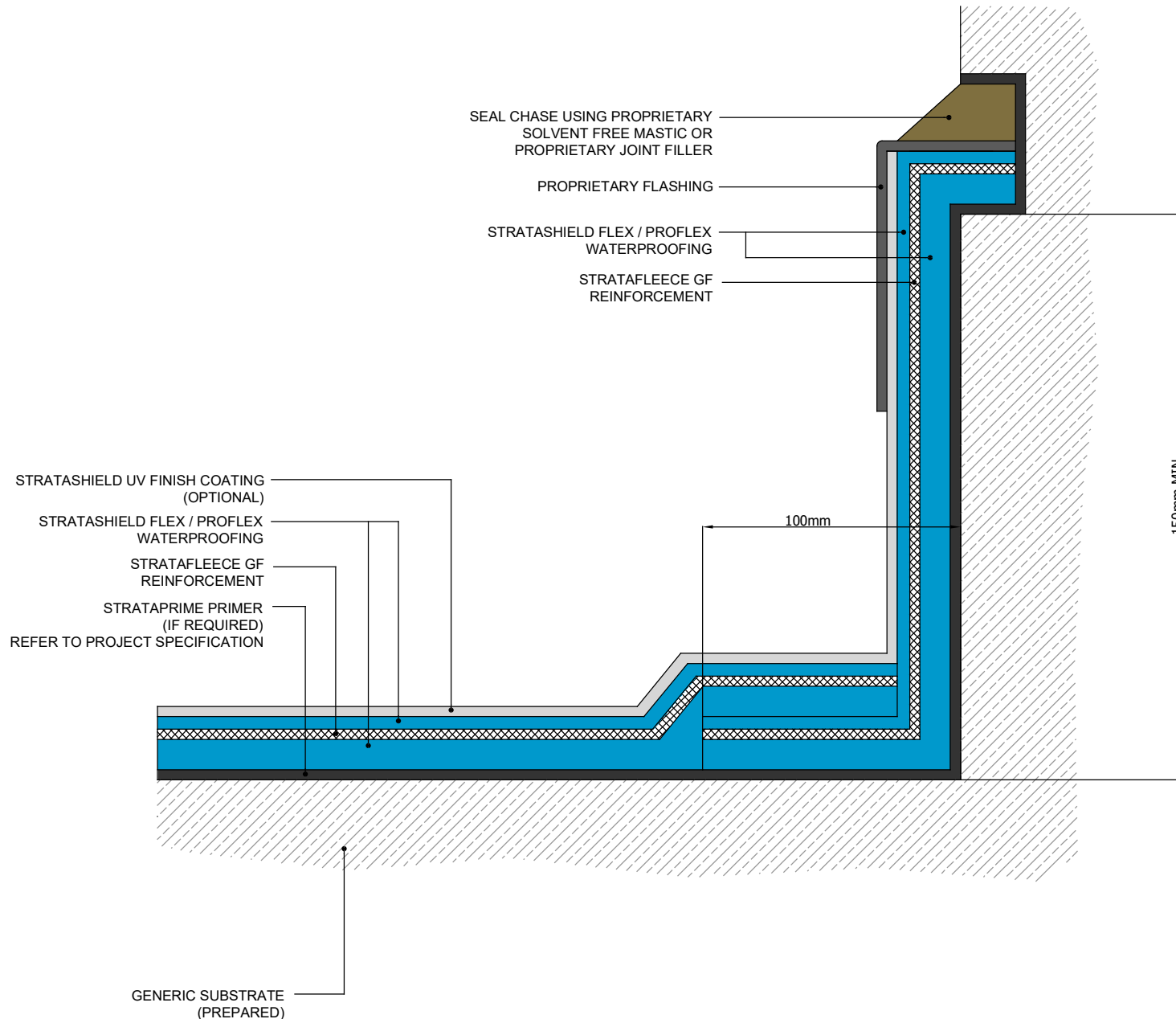
Notes / Revisions:

Date:
11/08/22

Drawn By:
G.R.

Copyright Reserved - Please note that this drawing and the copyright therein is the property of Strata Waterproofing Systems and is issued on the understanding that the drawing or any detail thereof will not be divulged to a third party unless written permission is first obtained from Strata Waterproofing Systems. The drawing is valid only when approved by the Architect / Contractor concerned.

This detail is representative of a typical situation and provided for illustration purposes. Insulation thickness shown may differ in accordance with the specified U-value requirement.



Standard Waterproofing Detail

Drawing Title:
 Upstand with Mechanically
 Fixed Flashing - Variant A

Scale:
 NTS

Drawing No:
 08

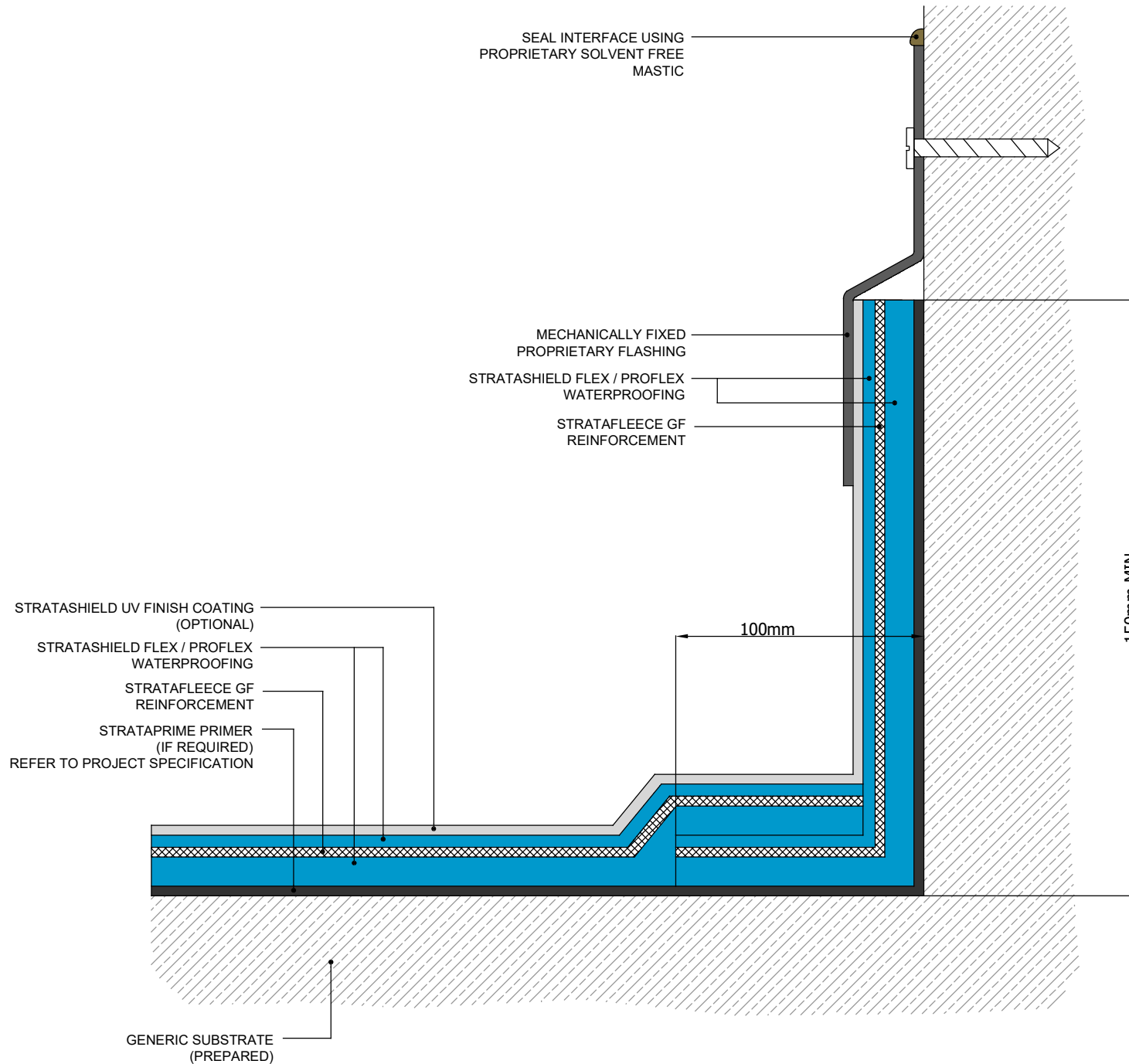
Notes / Revisions:

Date:
 11/08/22

Drawn By:
 G.R.

Copyright Reserved - Please note that this drawing and the copyright therein is the property of Strata Waterproofing Systems and is issued on the understanding that the drawing or any detail thereof will not be divulged to a third party unless written permission is first obtained from Strata Waterproofing Systems. The drawing is valid only when approved by the Architect / Contractor concerned.

This detail is representative of a typical situation and provided for illustration purposes. Insulation thickness shown may differ in accordance with the specified U-value requirement.



Standard Waterproofing Detail

Drawing Title:
**Upstand with Mechanically
 Fixed Flashing - Variant B**

Scale:
NTS

Drawing No:
09

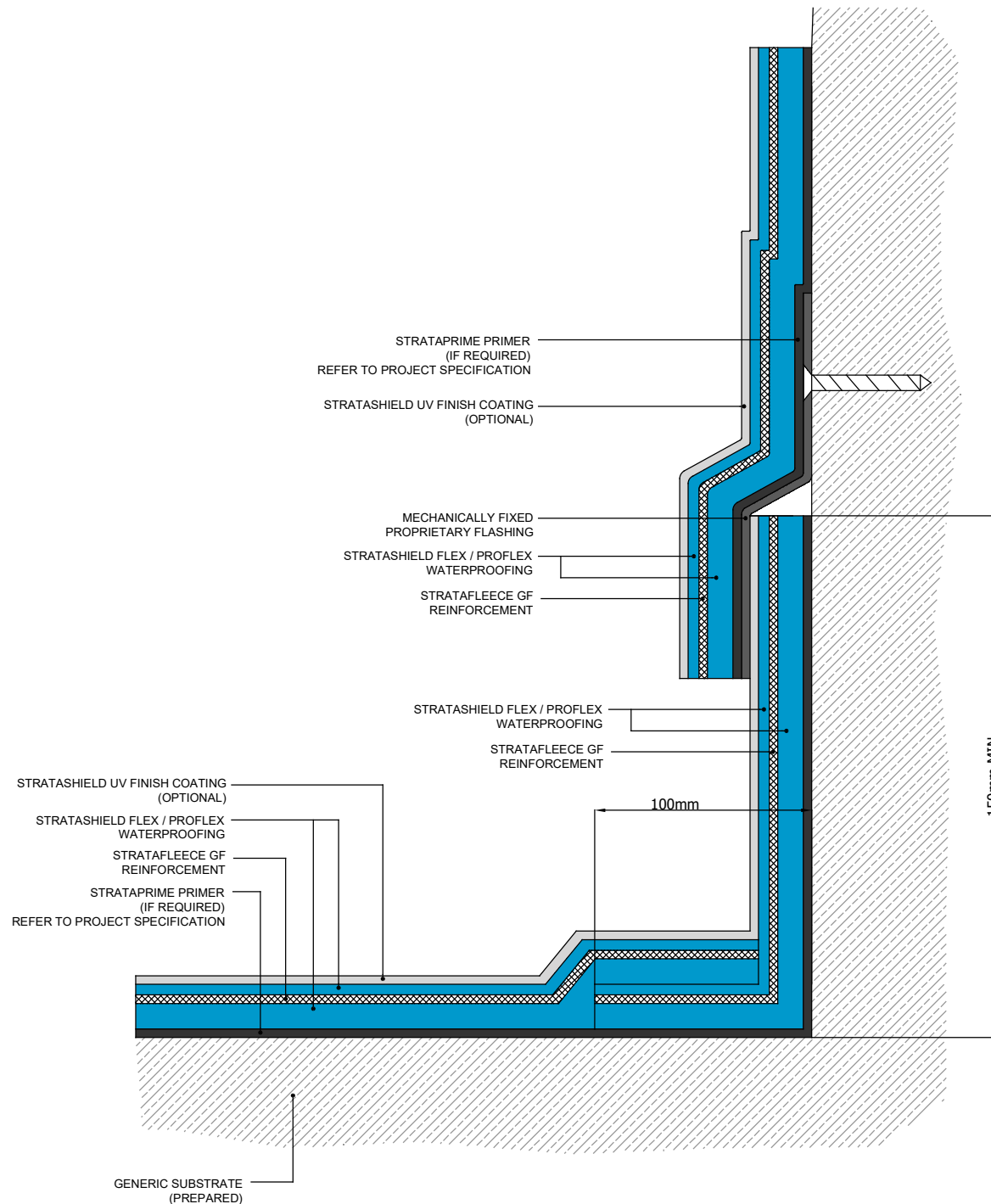
Notes / Revisions:

Date:
11/08/22

Drawn By:
G.R.

Copyright Reserved - Please note that this drawing and the copyright therein is the property of Strata Waterproofing Systems and is issued on the understanding that the drawing or any detail thereof will not be divulged to a third party unless written permission is first obtained from Strata Waterproofing Systems. The drawing is valid only when approved by the Architect / Contractor concerned.

This detail is representative of a typical situation and provided for illustration purposes. Insulation thickness shown may differ in accordance with the specified U-value requirement.



Standard Waterproofing Detail

Drawing Title:
 Upstand to Raised Cill

Scale:
 NTS

Drawing No:
 10

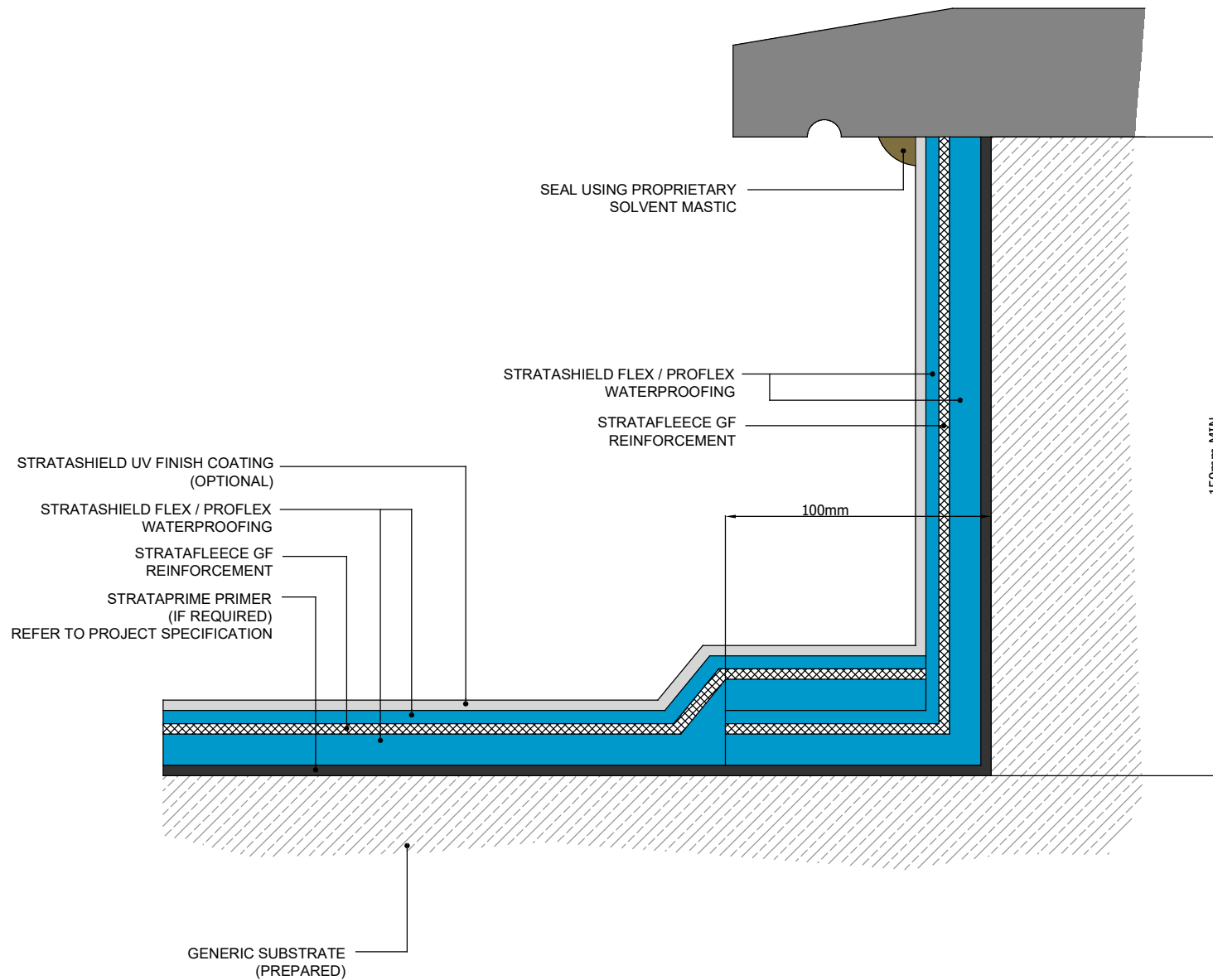
Notes / Revisions:

Date:
 11/08/22

Drawn By:
 G.R.

Copyright Reserved - Please note that this drawing and the copyright therein is the property of Strata Waterproofing Systems and is issued on the understanding that the drawing or any detail thereof will not be divulged to a third party unless written permission is first obtained from Strata Waterproofing Systems. The drawing is valid only when approved by the Architect / Contractor concerned.

This detail is representative of a typical situation and provided for illustration purposes. Insulation thickness shown may differ in accordance with the specified U-value requirement.



Standard Waterproofing Detail

Drawing Title:
Upstand to Coping

Scale:
NTS

Drawing No:
11

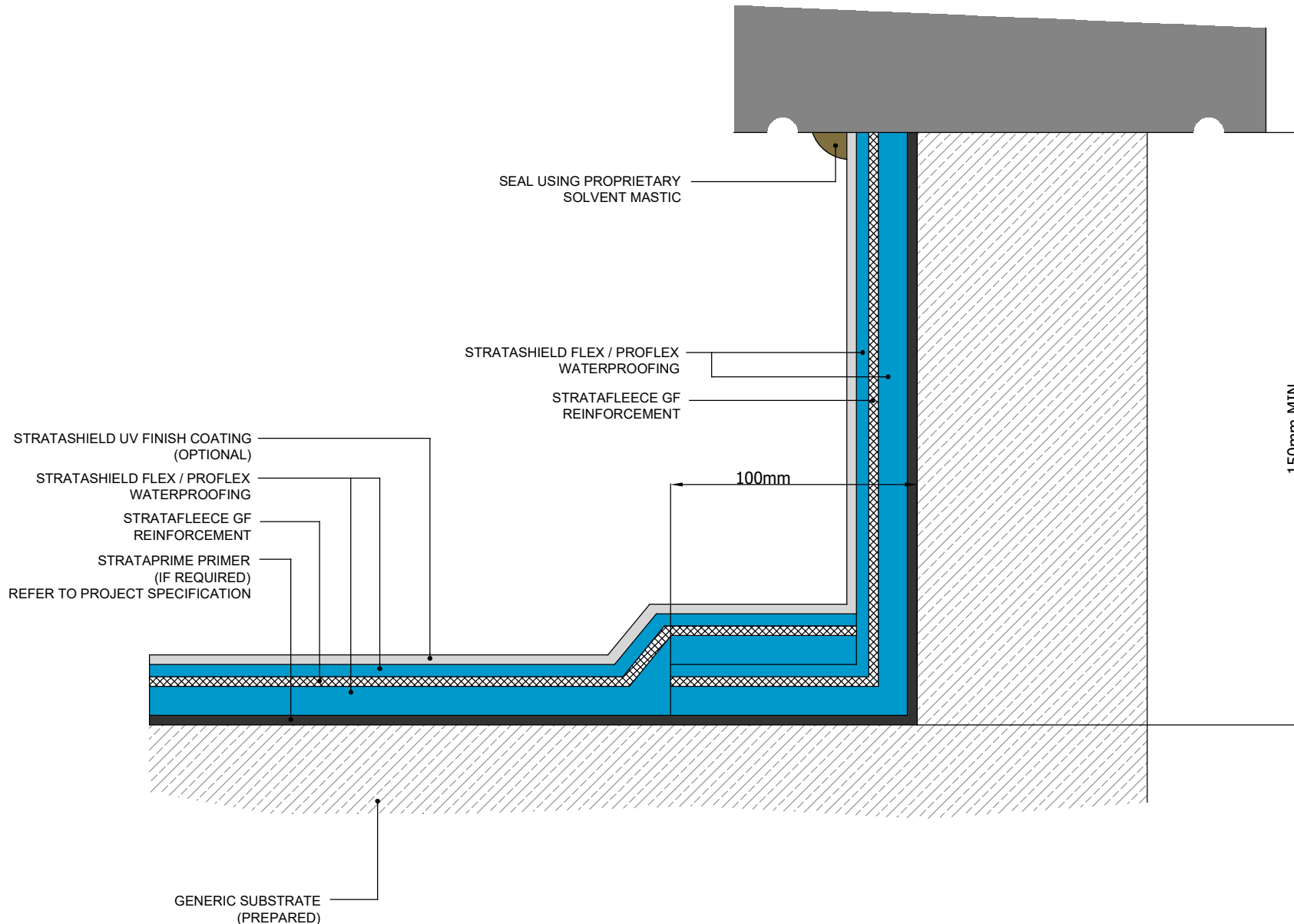
Notes / Revisions:

Date:
11/08/22

Drawn By:
G.R.

Copyright Reserved - Please note that this drawing and the copyright therein is the property of Strata Waterproofing Systems and is issued on the understanding that the drawing or any detail thereof will not be divulged to a third party unless written permission is first obtained from Strata Waterproofing Systems. The drawing is valid only when approved by the Architect / Contractor concerned.

This detail is representative of a typical situation and provided for illustration purposes. Insulation thickness shown may differ in accordance with the specified U-value requirement.



Standard Waterproofing Detail

Drawing Title:
**Upstand to Coping
 Encapsulated**

Scale:
NTS

Drawing No:
12

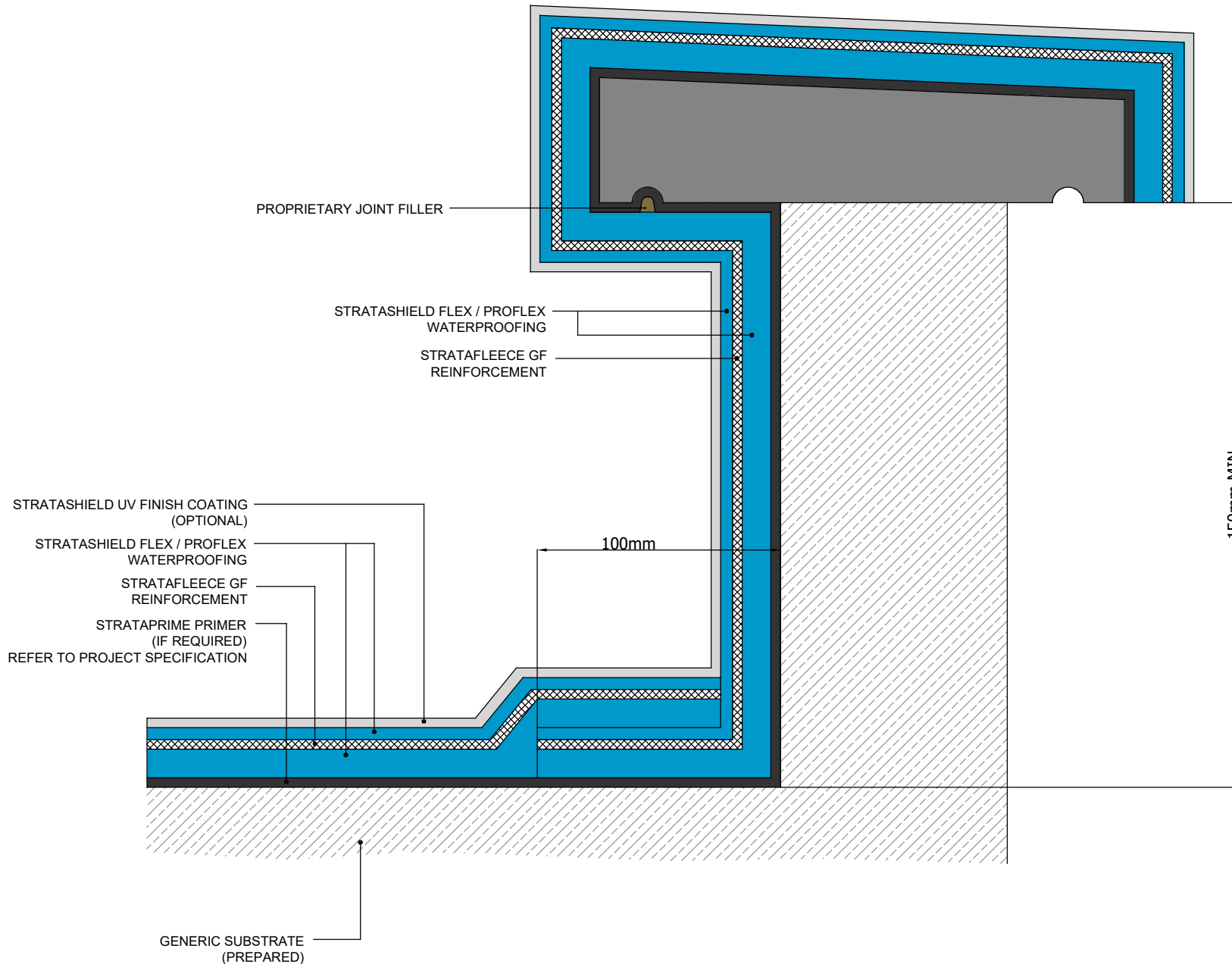
Notes / Revisions:

Date:
11/08/22

Drawn By:
G.R.

Copyright Reserved - Please note that this drawing and the copyright therein is the property of Strata Waterproofing Systems and is issued on the understanding that the drawing or any detail thereof will not be divulged to a third party unless written permission is first obtained from Strata Waterproofing Systems. The drawing is valid only when approved by the Architect / Contractor concerned.

This detail is representative of a typical situation and provided for illustration purposes. Insulation thickness shown may differ in accordance with the specified U-value requirement.



Standard Waterproofing Detail

Drawing Title:
**Upstand to Coping -
 Waterproofing Beneath
 Coping**

Scale:
NTS

Drawing No:
13

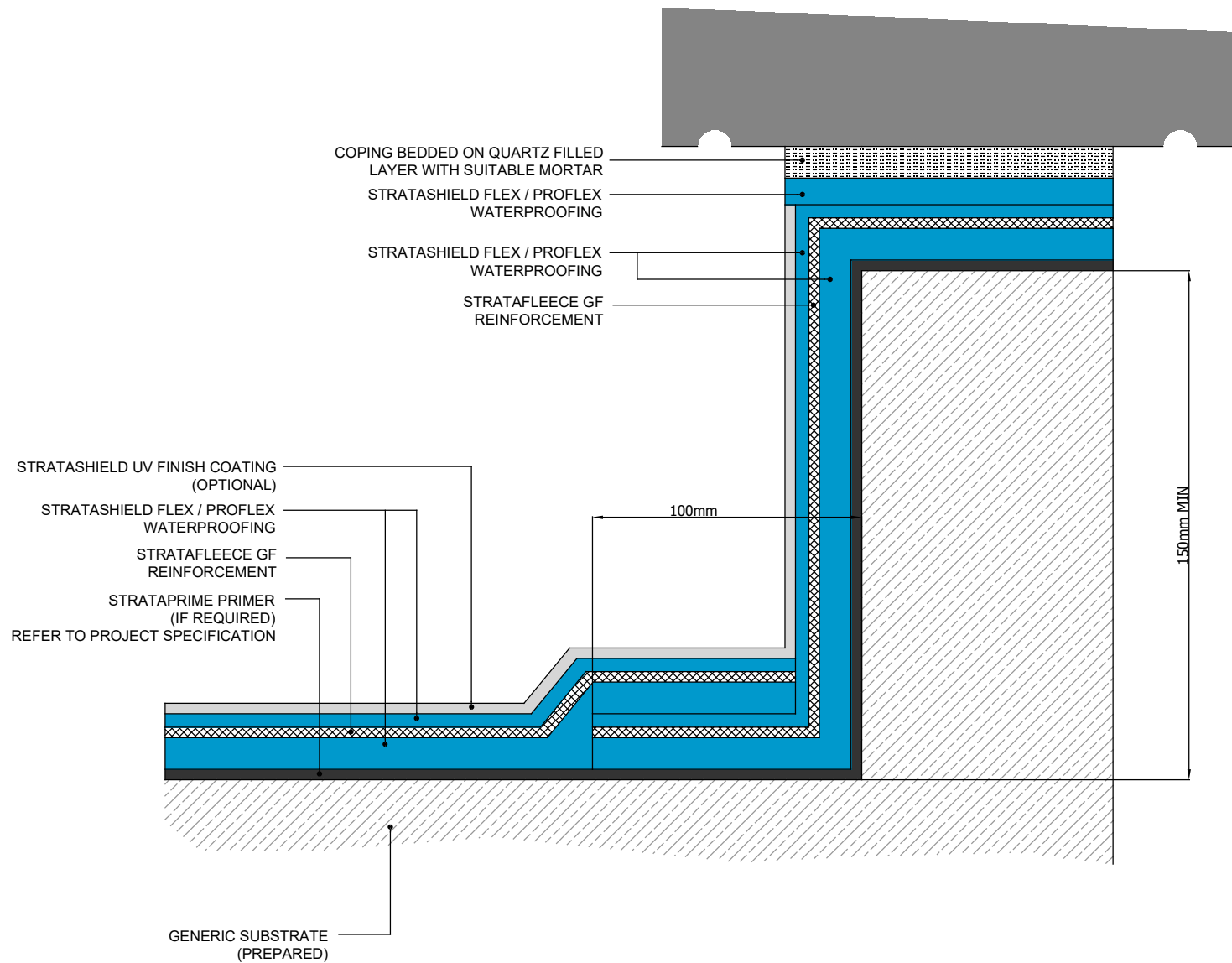
Notes / Revisions:

Date:
11/08/22

Drawn By:
G.R.

Copyright Reserved - Please note that this drawing and the copyright therein is the property of Strata Waterproofing Systems and is issued on the understanding that the drawing or any detail thereof will not be divulged to a third party unless written permission is first obtained from Strata Waterproofing Systems. The drawing is valid only when approved by the Architect / Contractor concerned.

This detail is representative of a typical situation and provided for illustration purposes. Insulation thickness shown may differ in accordance with the specified U-value requirement.



Standard Waterproofing Detail

Drawing Title:
**Upstand to Secret Fixed
 Capping**

Scale:
NTS

Drawing No:
14

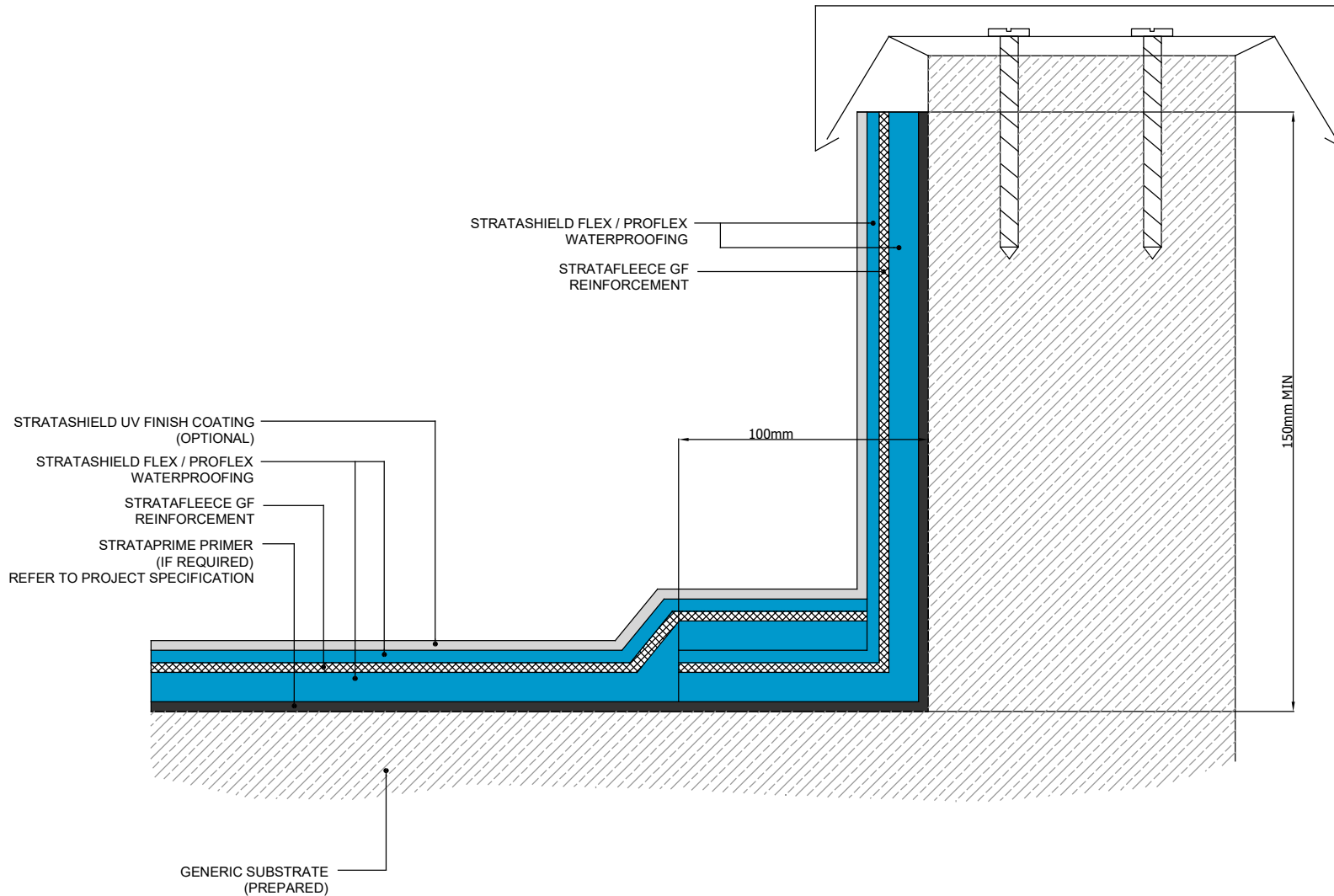
Notes / Revisions:

Date:
11/08/22

Drawn By:
G.R.

Copyright Reserved - Please note that this drawing and the copyright therein is the property of Strata Waterproofing Systems and is issued on the understanding that the drawing or any detail thereof will not be divulged to a third party unless written permission is first obtained from Strata Waterproofing Systems. The drawing is valid only when approved by the Architect / Contractor concerned.

This detail is representative of a typical situation and provided for illustration purposes. Insulation thickness shown may differ in accordance with the specified U-value requirement.



Standard Waterproofing Detail

Drawing Title:
**Upstand to Secret Fixed
 Capping Encapsulated**

Scale:
NTS

Drawing No:
15

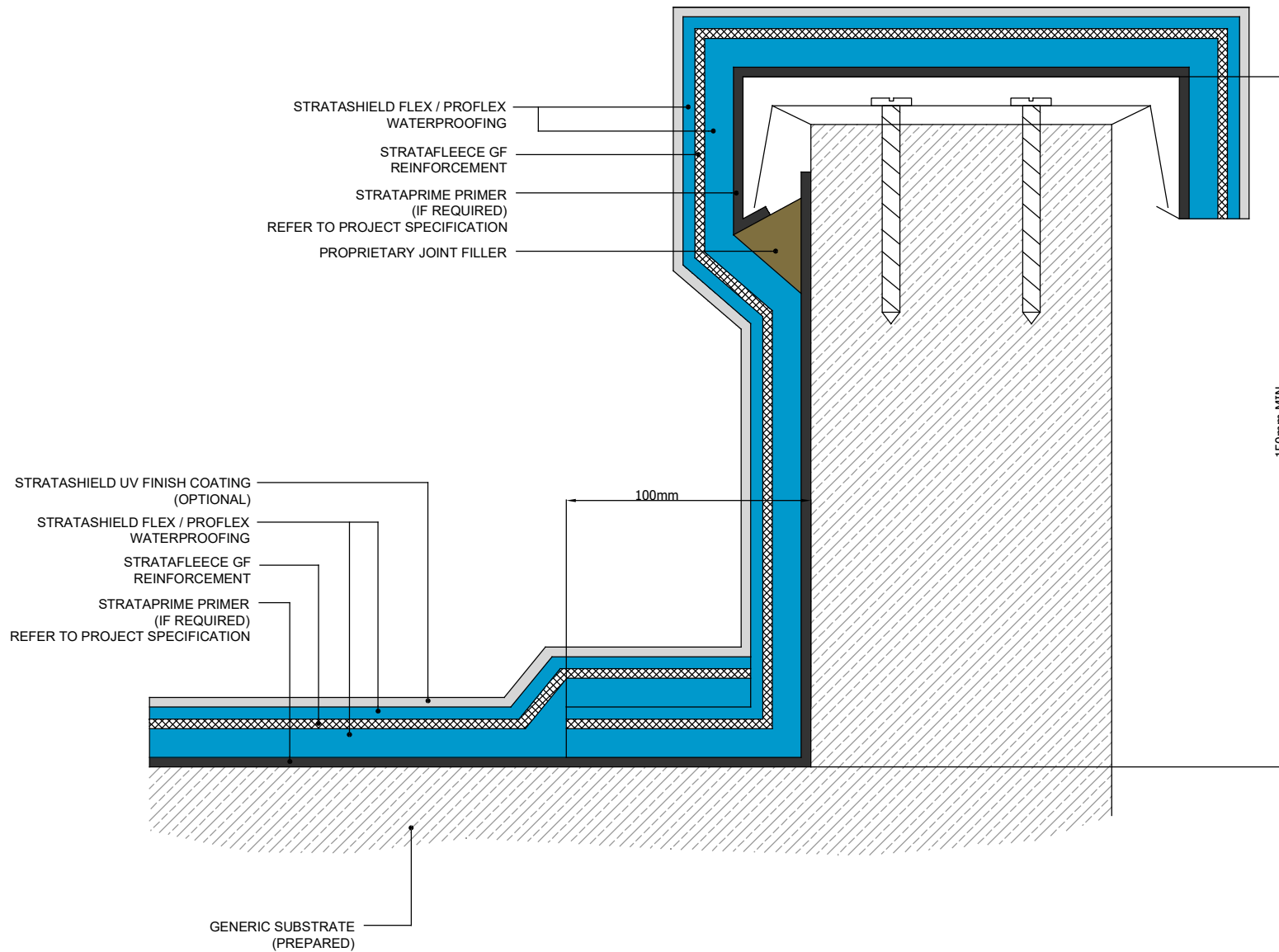
Notes / Revisions:

Date:
11/08/22

Drawn By:
G.R.

Copyright Reserved - Please note that this drawing and the copyright therein is the property of Strata Waterproofing Systems and is issued on the understanding that the drawing or any detail thereof will not be divulged to a third party unless written permission is first obtained from Strata Waterproofing Systems. The drawing is valid only when approved by the Architect / Contractor concerned.

This detail is representative of a typical situation and provided for illustration purposes. Insulation thickness shown may differ in accordance with the specified U-value requirement.



Standard Waterproofing Detail

Drawing Title:
**Upstand to Secret Fixed
 Capping - Waterproofing
 Beneath Capping**

Scale:
NTS

Drawing No:
16

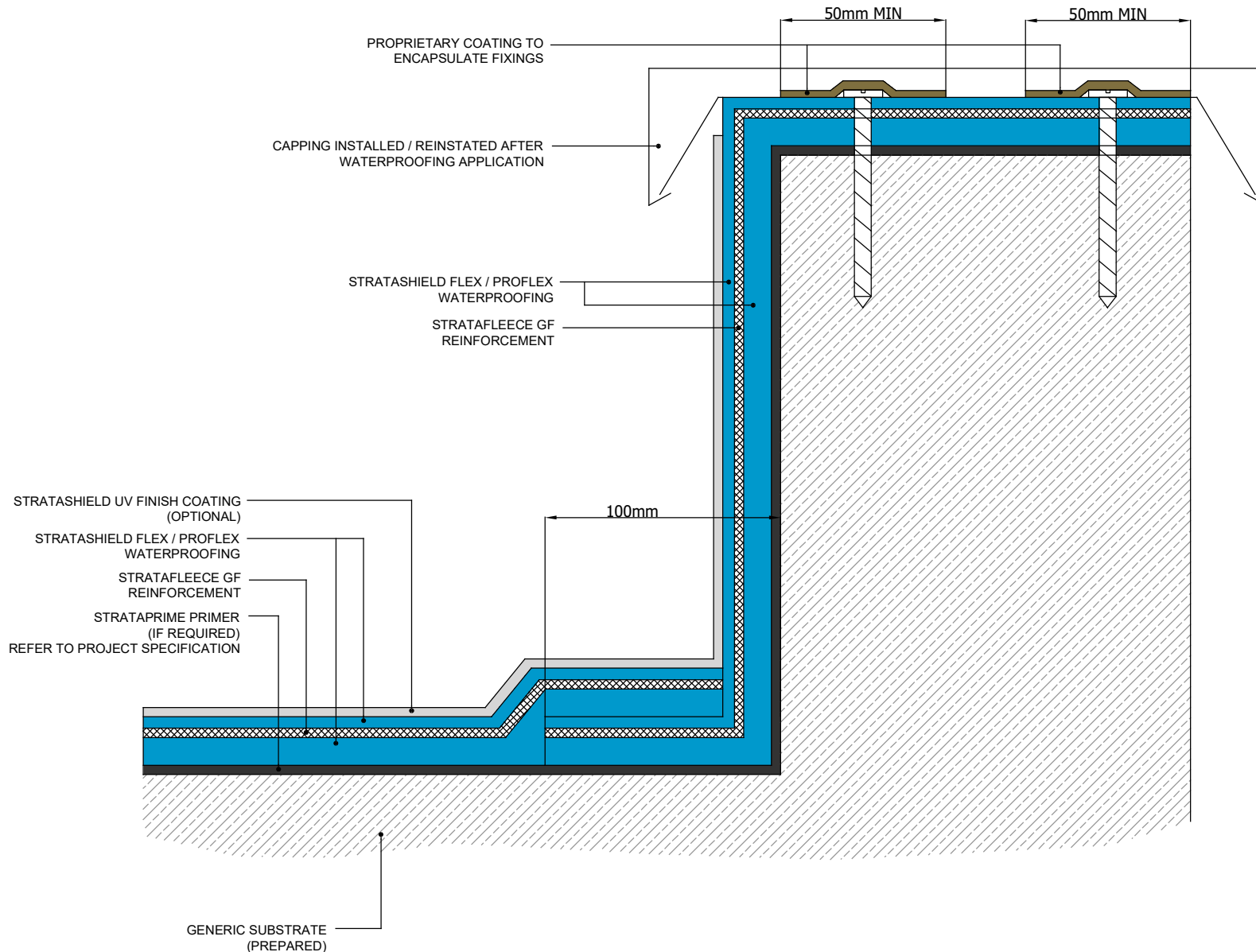
Notes / Revisions:

Date:
11/08/22

Drawn By:
G.R.

Copyright Reserved - Please note that this drawing and the copyright therein is the property of Strata Waterproofing Systems and is issued on the understanding that the drawing or any detail thereof will not be divulged to a third party unless written permission is first obtained from Strata Waterproofing Systems. The drawing is valid only when approved by the Architect / Contractor concerned.

This detail is representative of a typical situation and provided for illustration purposes. Insulation thickness shown may differ in accordance with the specified U-value requirement.



Standard Waterproofing Detail

Drawing Title:
Upstand to Rooflight

Scale:
NTS

Drawing No:
17

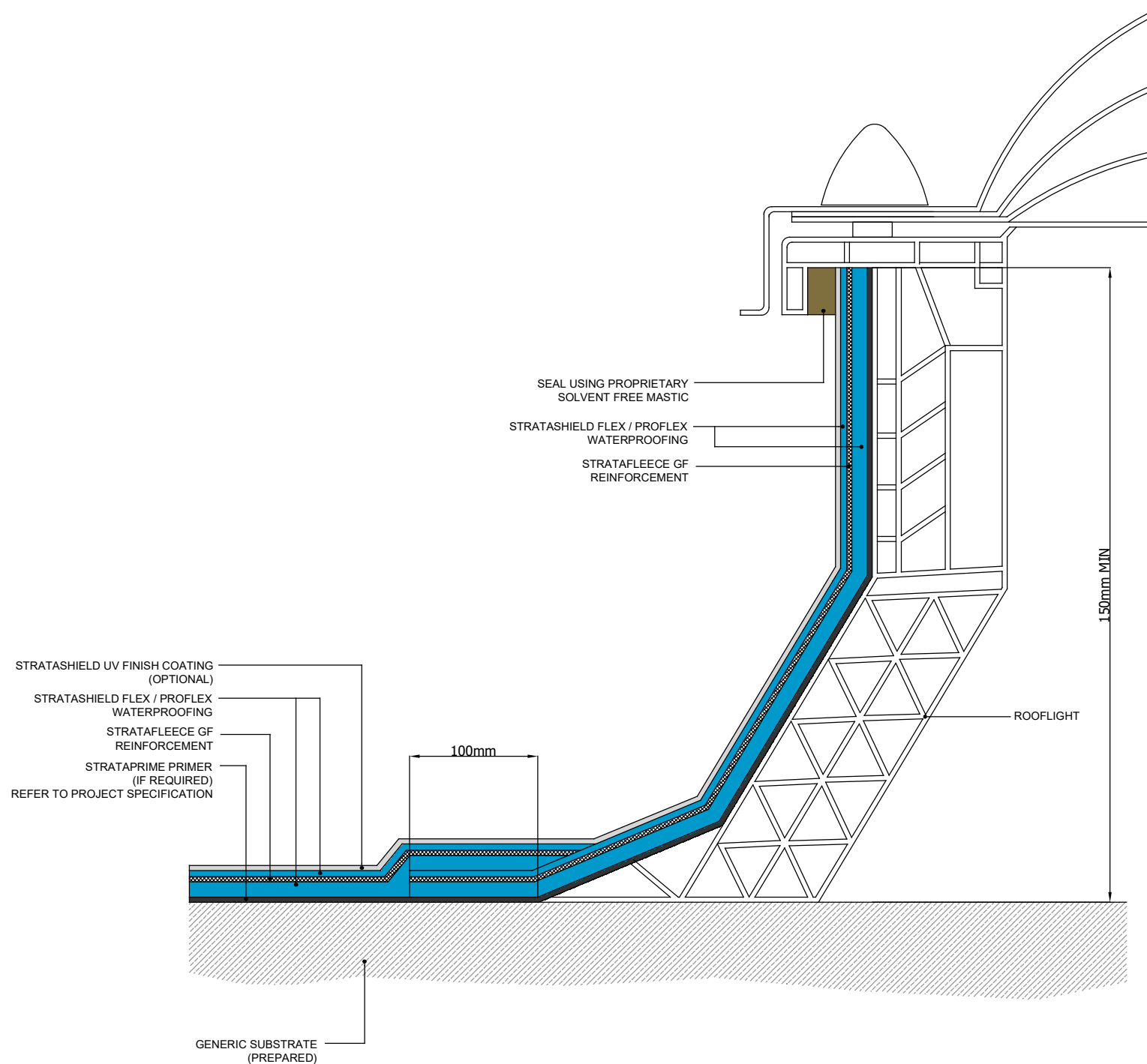
Notes / Revisions:

Date:
11/08/22

Drawn By:
G.R.

Copyright Reserved - Please note that this drawing and the copyright therein is the property of Strata Waterproofing Systems and is issued on the understanding that the drawing or any detail thereof will not be divulged to a third party unless written permission is first obtained from Strata Waterproofing Systems. The drawing is valid only when approved by the Architect / Contractor concerned.

This detail is representative of a typical situation and provided for illustration purposes. Insulation thickness shown may differ in accordance with the specified U-value requirement.



Standard Waterproofing Detail

Drawing Title:
 Upstand to Access Hatch

Scale:
 NTS

Drawing No:
 18

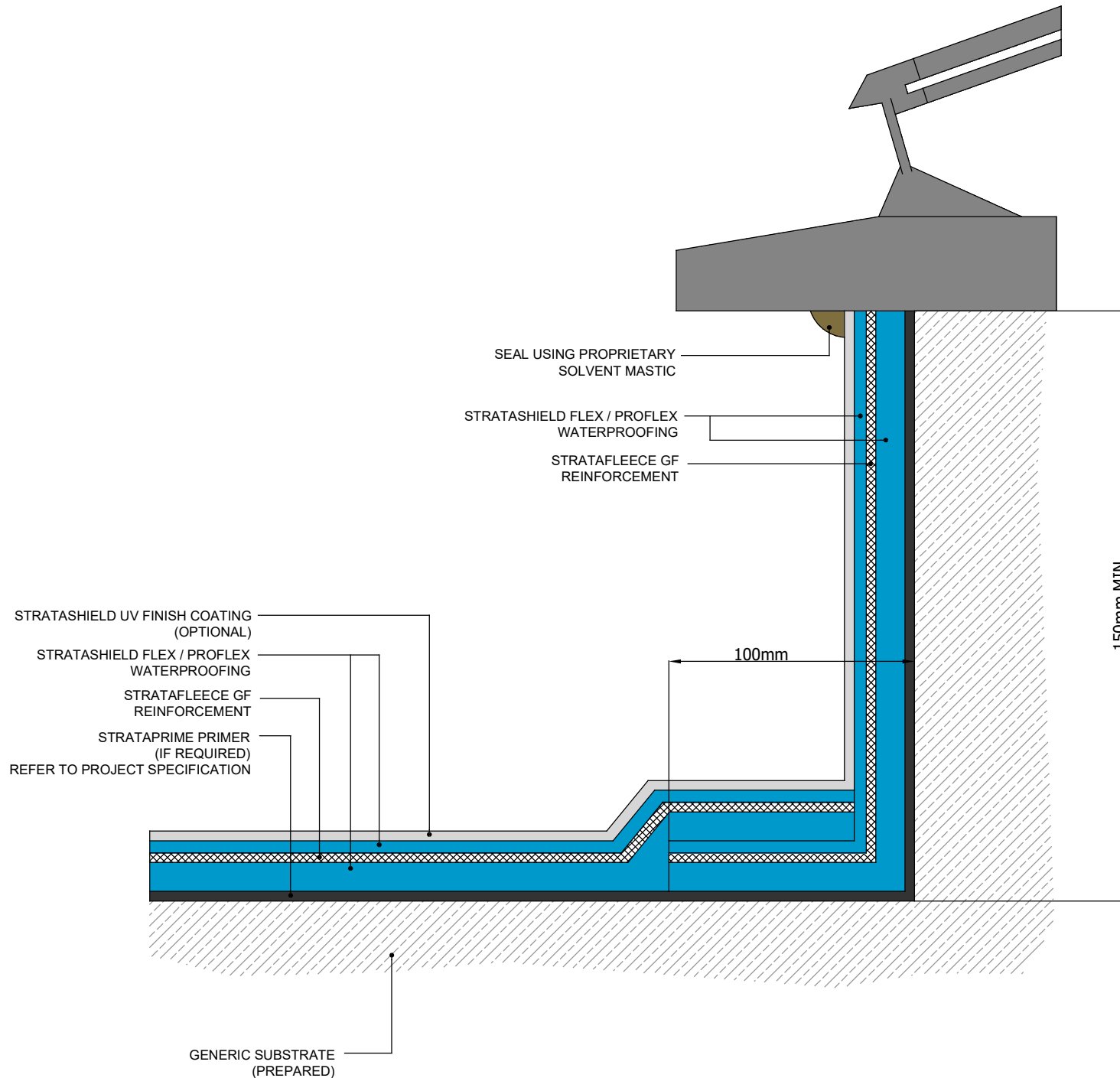
Notes / Revisions:

Date:
 11/08/22

Drawn By:
 G.R.

Copyright Reserved - Please note that this drawing and the copyright therein is the property of Strata Waterproofing Systems and is issued on the understanding that the drawing or any detail thereof will not be divulged to a third party unless written permission is first obtained from Strata Waterproofing Systems. The drawing is valid only when approved by the Architect / Contractor concerned.

This detail is representative of a typical situation and provided for illustration purposes. Insulation thickness shown may differ in accordance with the specified U-value requirement.



Standard Waterproofing Detail

Drawing Title:
**Upstand to Pitched
 Adjacent Roof**

Scale:
NTS

Drawing No:
19

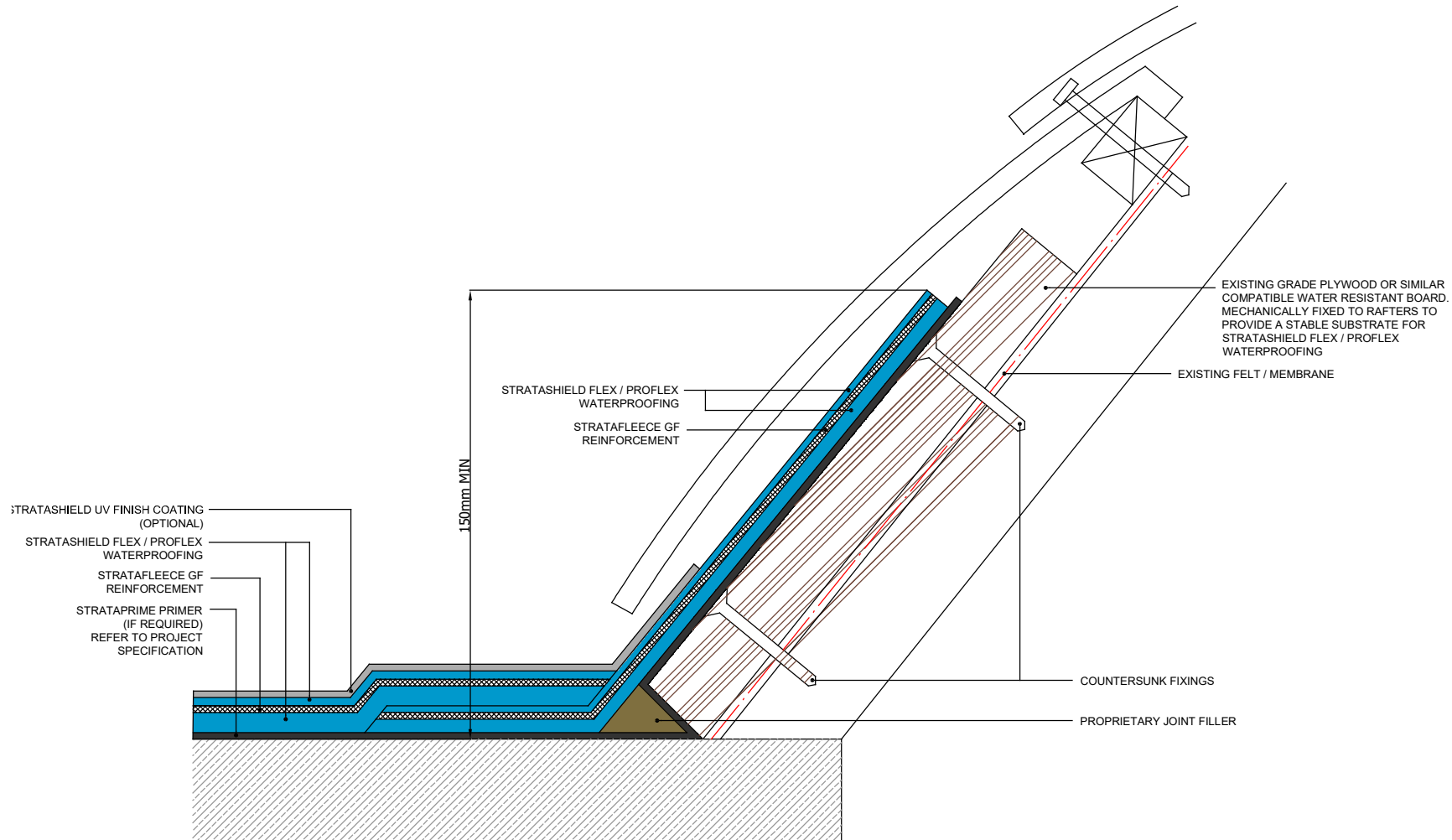
Notes / Revisions:

Date:
11/08/22

Drawn By:
G.R.

Copyright Reserved - Please note that this drawing and the copyright therein is the property of Strata Waterproofing Systems and is issued on the understanding that the drawing or any detail thereof will not be divulged to a third party unless written permission is first obtained from Strata Waterproofing Systems. The drawing is valid only when approved by the Architect / Contractor concerned.

This detail is representative of a typical situation and provided for illustration purposes. Insulation thickness shown may differ in accordance with the specified U-value requirement.



Standard Waterproofing Detail

Drawing Title:
Standard Detail for Penetration

Scale:
NTS

Drawing No:
20

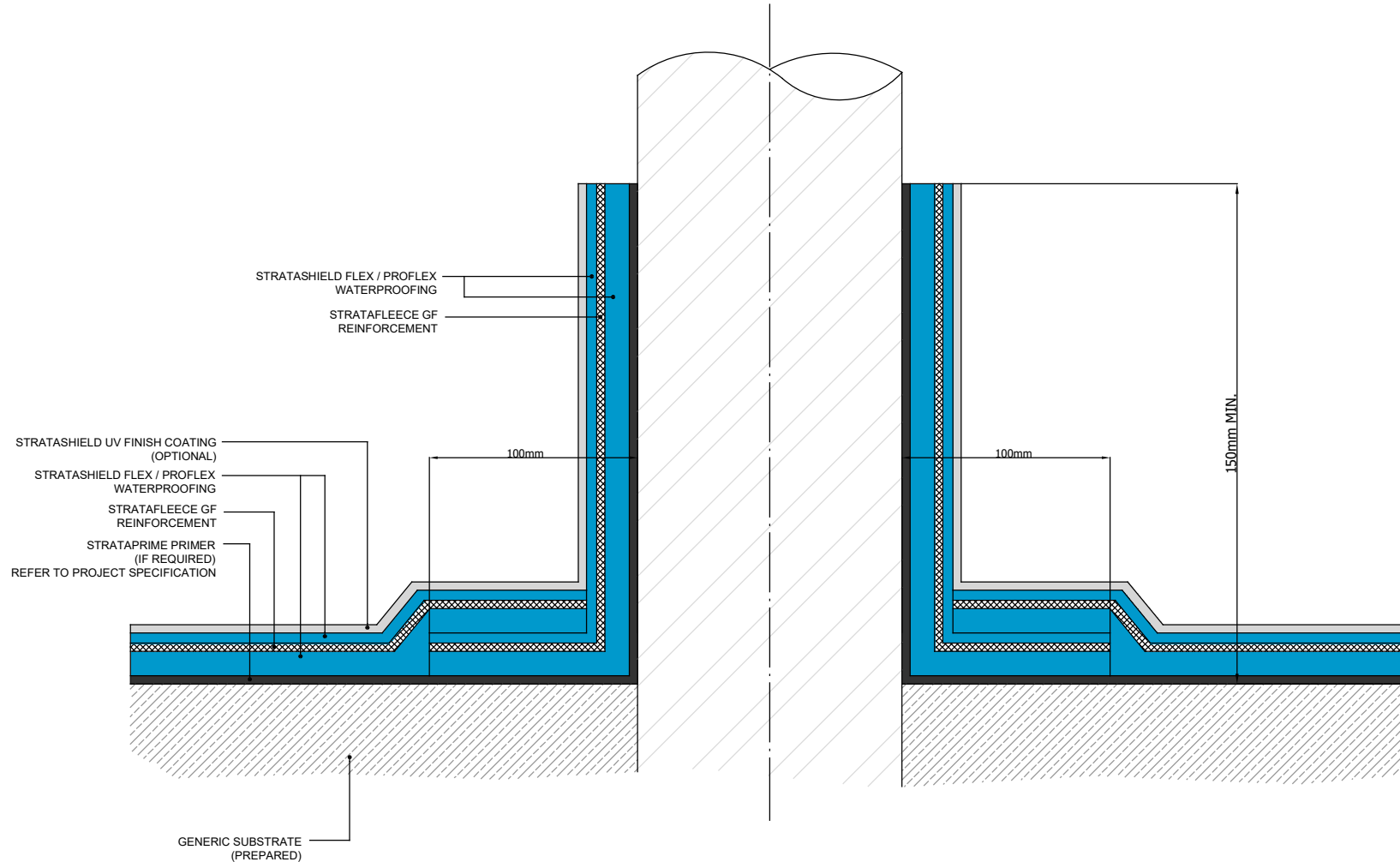
Notes / Revisions:

Date:
11/08/22

Drawn By:
G.R.

Copyright Reserved - Please note that this drawing and the copyright therein is the property of Strata Waterproofing Systems and is issued on the understanding that the drawing or any detail thereof will not be divulged to a third party unless written permission is first obtained from Strata Waterproofing Systems. The drawing is valid only when approved by the Architect / Contractor concerned.

This detail is representative of a typical situation and provided for illustration purposes. Insulation thickness shown may differ in accordance with the specified U-value requirement.



Standard Waterproofing Detail

Drawing Title:
Standard Surface Mounted Detail

Scale:
NTS

Drawing No:
21

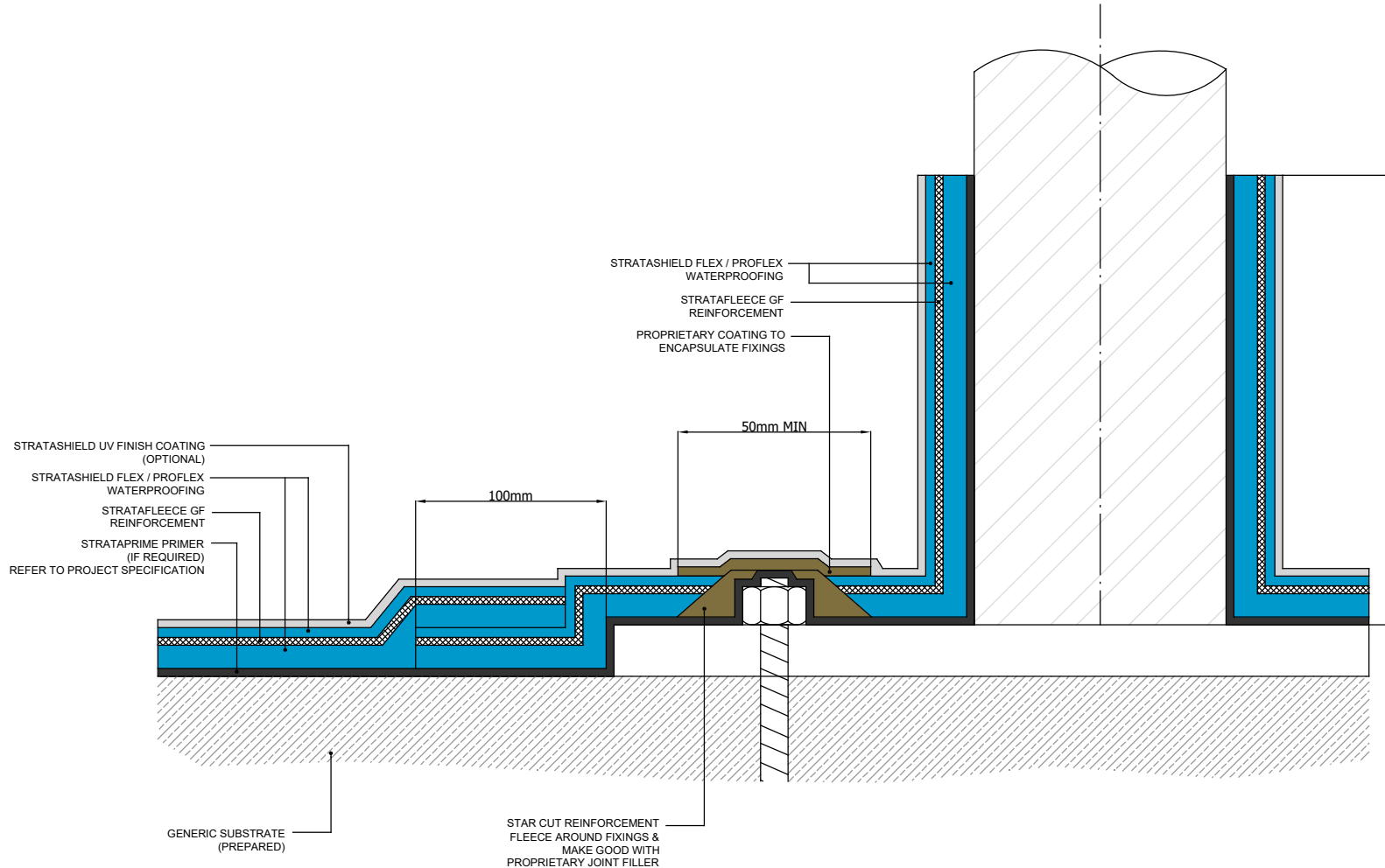
Notes / Revisions:

Date:
15/08/22

Drawn By:
G.R.

Copyright Reserved - Please note that this drawing and the copyright therein is the property of Strata Waterproofing Systems and is issued on the understanding that the drawing or any detail thereof will not be divulged to a third party unless written permission is first obtained from Strata Waterproofing Systems. The drawing is valid only when approved by the Architect / Contractor concerned.

This detail is representative of a typical situation and provided for illustration purposes. Insulation thickness shown may differ in accordance with the specified U-value requirement.



Standard Waterproofing Detail

Drawing Title:
**High Temperature Flue Pipe
 Penetration**

Scale:
NTS

Drawing No:
22

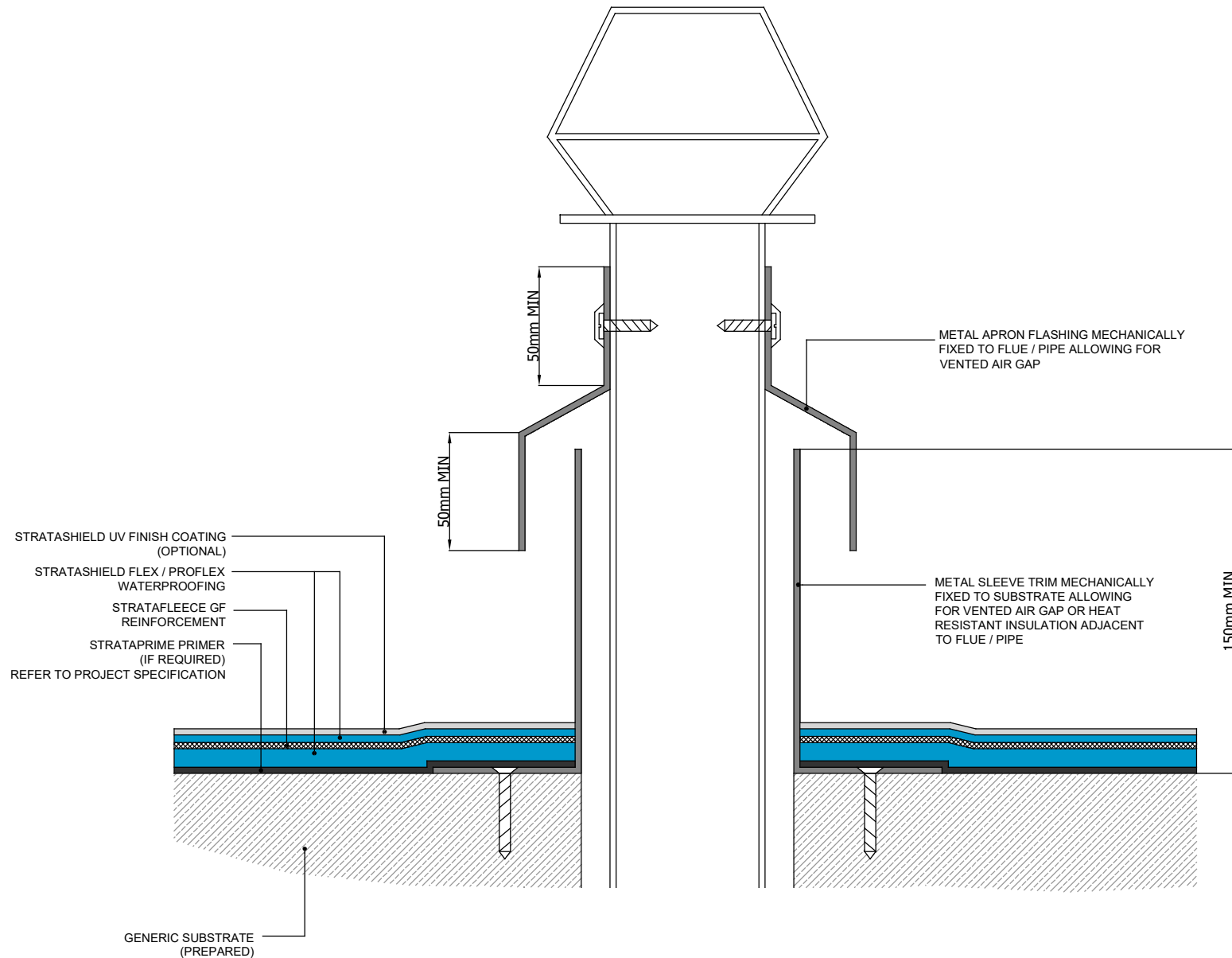
Notes / Revisions:

Date:
15/08/22

Drawn By:
G.R.

Copyright Reserved - Please note that this drawing and the copyright therein is the property of Strata Waterproofing Systems and is issued on the understanding that the drawing or any detail thereof will not be divulged to a third party unless written permission is first obtained from Strata Waterproofing Systems. The drawing is valid only when approved by the Architect / Contractor concerned.

This detail is representative of a typical situation and provided for illustration purposes. Insulation thickness shown may differ in accordance with the specified U-value requirement.



Standard Waterproofing Detail

Drawing Title:
Flush Outlet

Scale:
NTS

Drawing No:
23

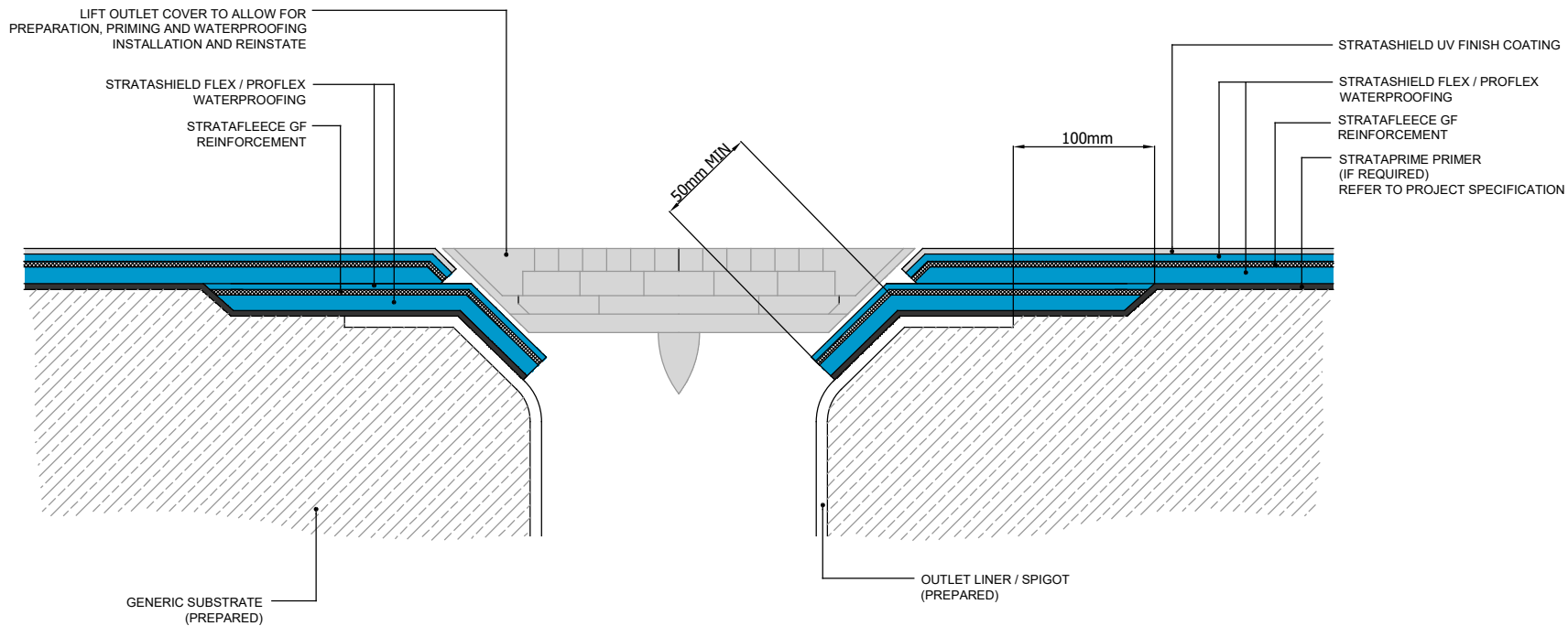
Notes / Revisions:

Date:
15/08/22

Drawn By:
G.R.

Copyright Reserved - Please note that this drawing and the copyright therein is the property of Strata Waterproofing Systems and is issued on the understanding that the drawing or any detail thereof will not be divulged to a third party unless written permission is first obtained from Strata Waterproofing Systems. The drawing is valid only when approved by the Architect / Contractor concerned.

This detail is representative of a typical situation and provided for illustration purposes. Insulation thickness shown may differ in accordance with the specified U-value requirement.



Standard Waterproofing Detail

Drawing Title:

Outlet with Leaf / Debris
Guard

Scale:
NTS

Drawing No:
24

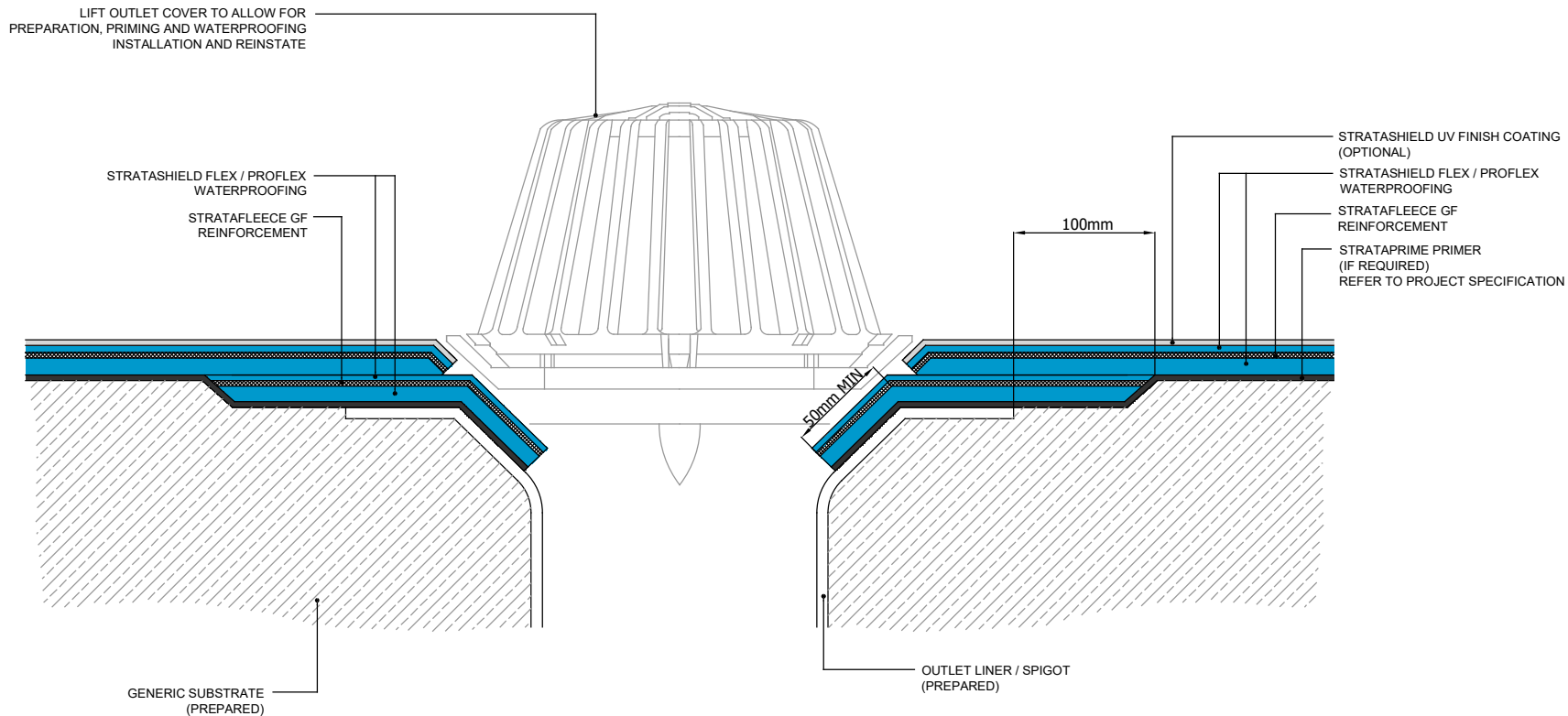
Notes / Revisions:

Date:
15/08/22

Drawn By:
G.R.

Copyright Reserved - Please note that this drawing and the copyright therein is the property of Strata Waterproofing Systems and is issued on the understanding that the drawing or any detail thereof will not be divulged to a third party unless written permission is first obtained from Strata Waterproofing Systems. The drawing is valid only when approved by the Architect / Contractor concerned.

This detail is representative of a typical situation and provided for illustration purposes. Insulation thickness shown may differ in accordance with the specified U-value requirement.



Standard Waterproofing Detail

Drawing Title:
Drainage Channel / Gutter

Scale:
NTS

Drawing No:
25

Notes / Revisions:

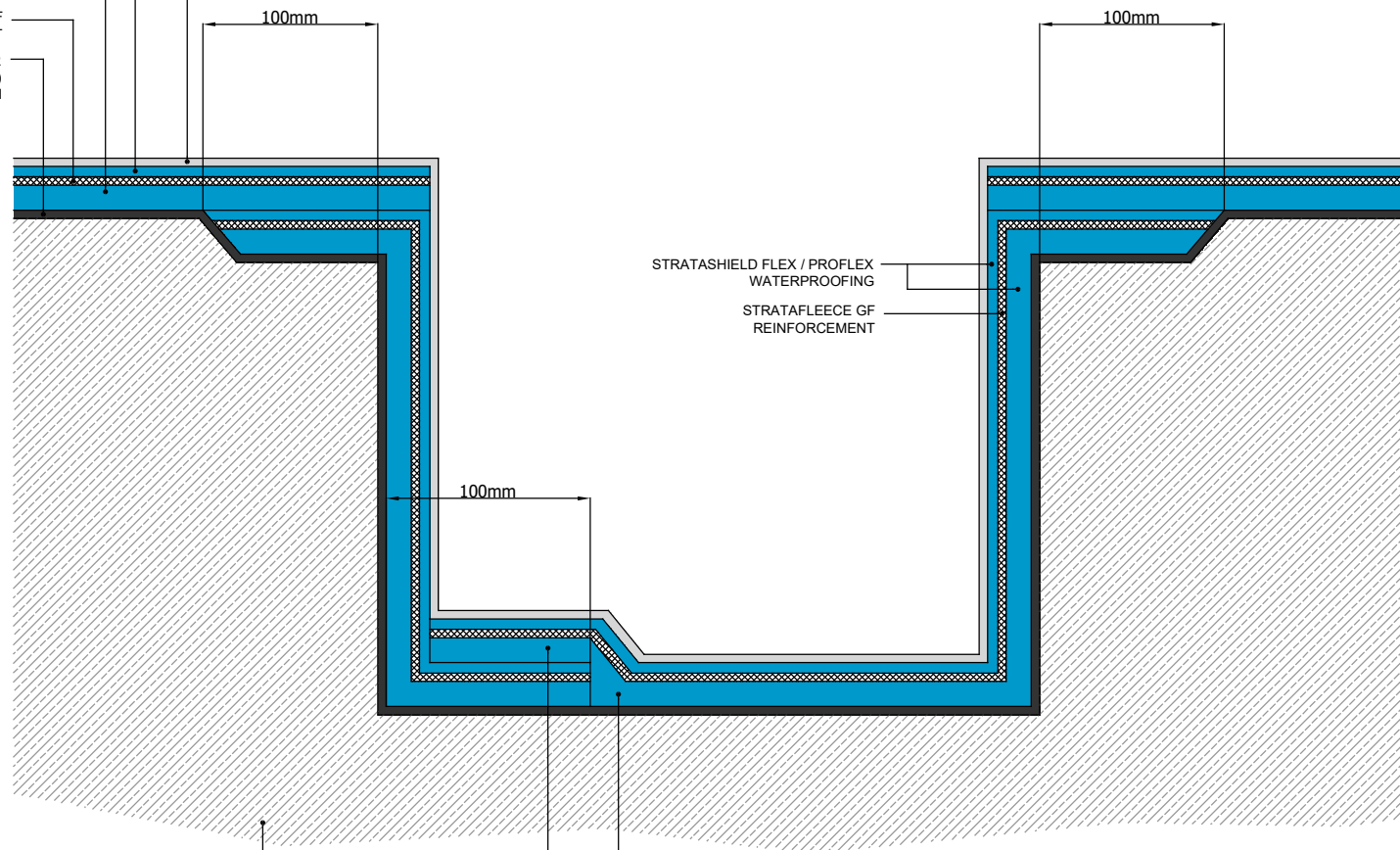
Date:
15/08/22

Drawn By:
G.R.

Copyright Reserved - Please note that this drawing and the copyright therein is the property of Strata Waterproofing Systems and is issued on the understanding that the drawing or any detail thereof will not be divulged to a third party unless written permission is first obtained from Strata Waterproofing Systems. The drawing is valid only when approved by the Architect / Contractor concerned.

This detail is representative of a typical situation and provided for illustration purposes. Insulation thickness shown may differ in accordance with the specified U-value requirement.

STRATASHIELD UV FINISH COATING
 (OPTIONAL)
 STRATASHIELD FLEX / PROFLEX
 WATERPROOFING
 STRATAFLEECE GF
 REINFORCEMENT
 STRATAPRIME PRIMER
 (IF REQUIRED)
 REFER TO PROJECT SPECIFICATION



STRATASHIELD FLEX / PROFLEX
 WATERPROOFING
 STRATAFLEECE GF
 REINFORCEMENT

GENERIC SUBSTRATE
 (PREPARED)

DEPENDENT ON DRAINAGE CHANNEL SIZE, APPLY
 STRATASHIELD FLEX / PROFLEX WATERPROOFING IN
 TRANSVERSE STRIPS ACROSS WIDTH OF DRAINAGE
 CHANNEL / GUTTER.
 ALTERNATIVELY COMPLETE DETAILING TO SIDES LAPPING
 ONTO UPPER LEVEL & SOLE / BASE. ALLOW TO CURE &
 APPLY SEPARATE REINFORCED STRIP TO SOLE / BASE.

Standard Waterproofing Detail

Drawing Title:
**Mechanically Fixed Check
 Edge Trim with Drip**

Scale:
NTS

Drawing No:
26

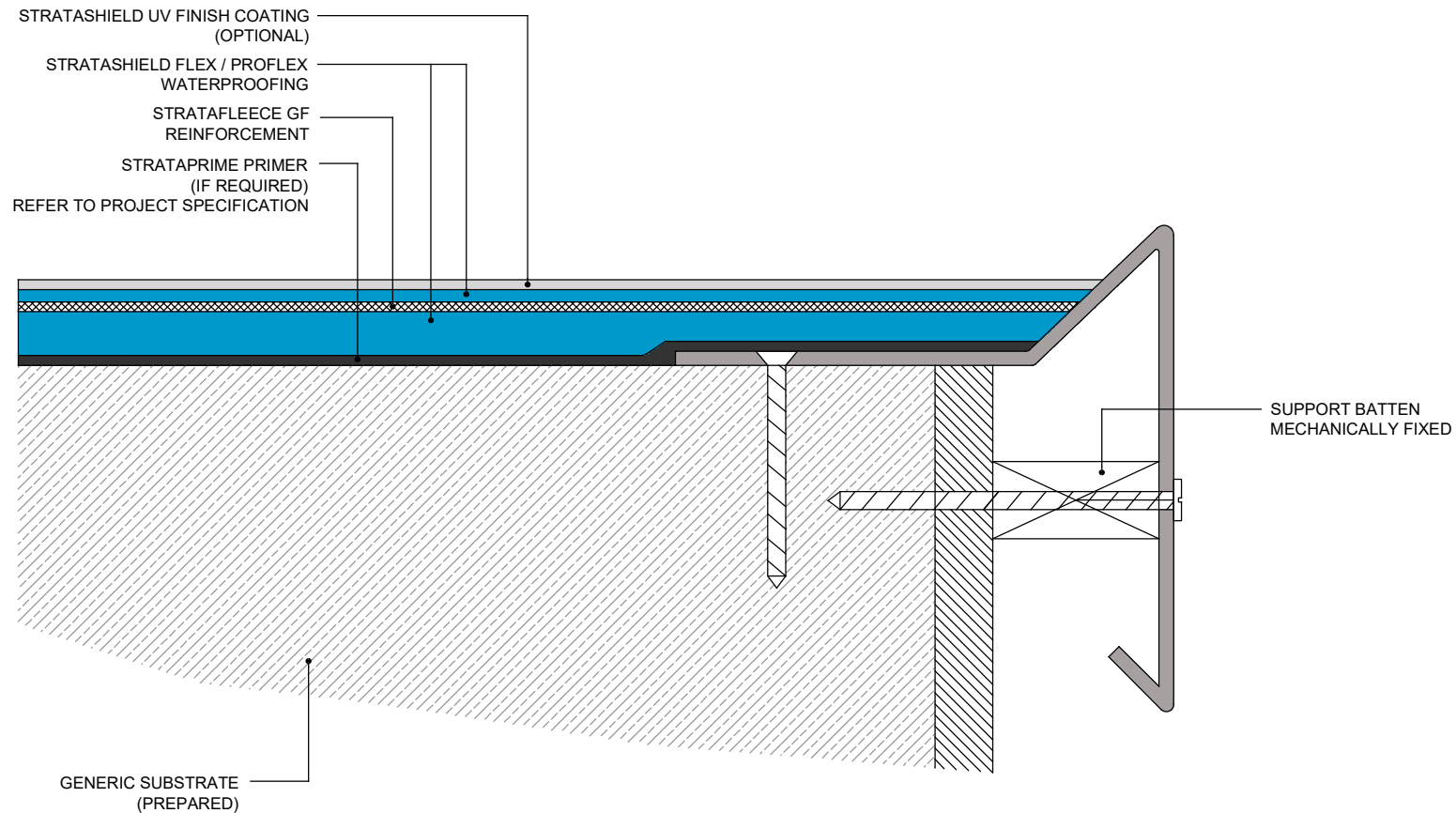
Notes / Revisions:

Date:
15/08/22

Drawn By:
G.R.

Copyright Reserved - Please note that this drawing and the copyright therein is the property of Strata Waterproofing Systems and is issued on the understanding that the drawing or any detail thereof will not be divulged to a third party unless written permission is first obtained from Strata Waterproofing Systems. The drawing is valid only when approved by the Architect / Contractor concerned.

This detail is representative of a typical situation and provided for illustration purposes. Insulation thickness shown may differ in accordance with the specified U-value requirement.



Standard Waterproofing Detail

Drawing Title:
**In-Situ Kerb with
 Mechanically Fixed Edge
 Trim with Drip**

Scale:
NTS

Drawing No:
27

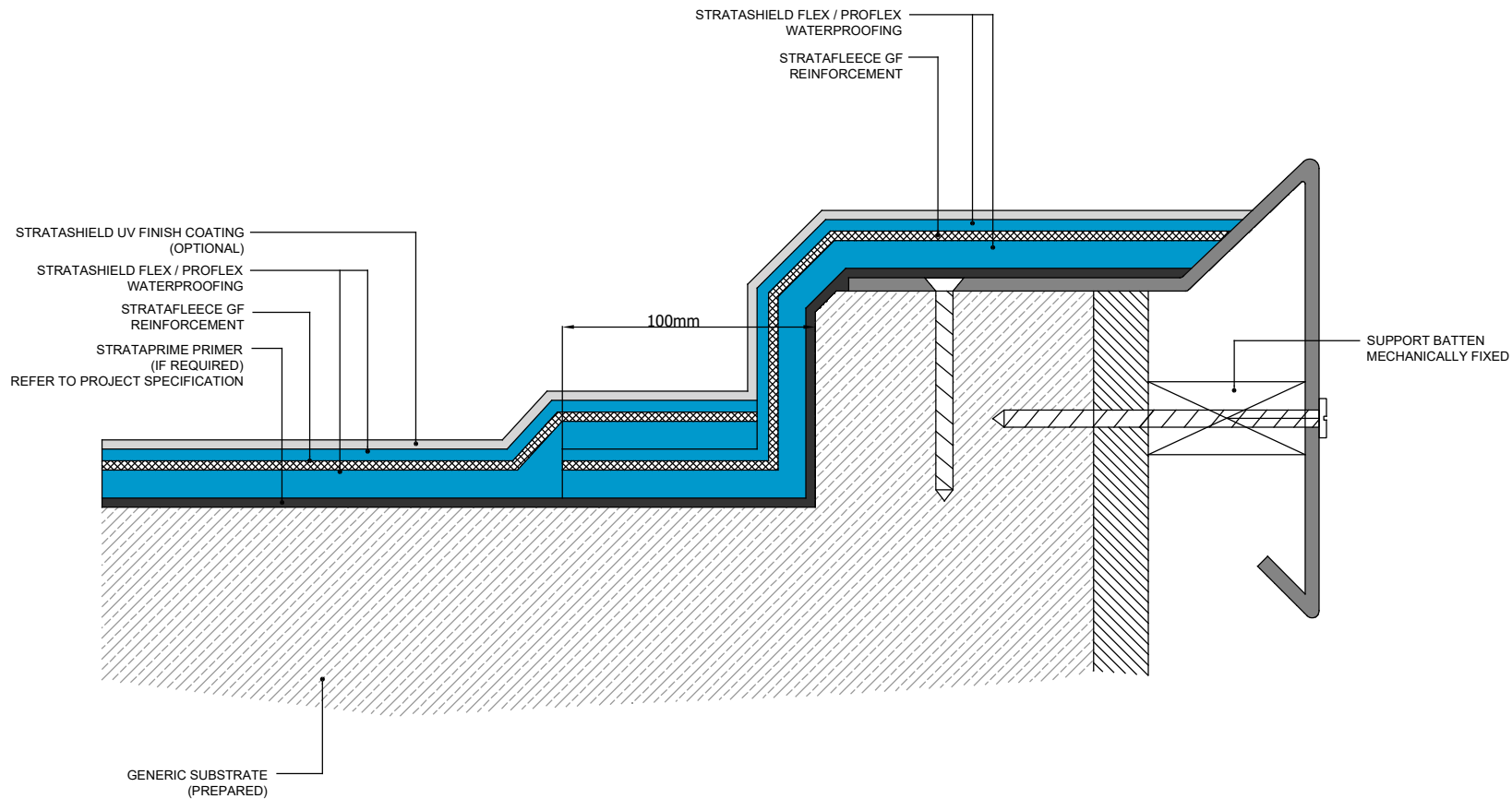
Notes / Revisions:

Date:
15/08/22

Drawn By:
G.R.

Copyright Reserved - Please note that this drawing and the copyright therein is the property of Strata Waterproofing Systems and is issued on the understanding that the drawing or any detail thereof will not be divulged to a third party unless written permission is first obtained from Strata Waterproofing Systems. The drawing is valid only when approved by the Architect / Contractor concerned.

This detail is representative of a typical situation and provided for illustration purposes. Insulation thickness shown may differ in accordance with the specified U-value requirement.



Standard Waterproofing Detail

Drawing Title:
Plinth

Scale:
NTS

Drawing No:
28

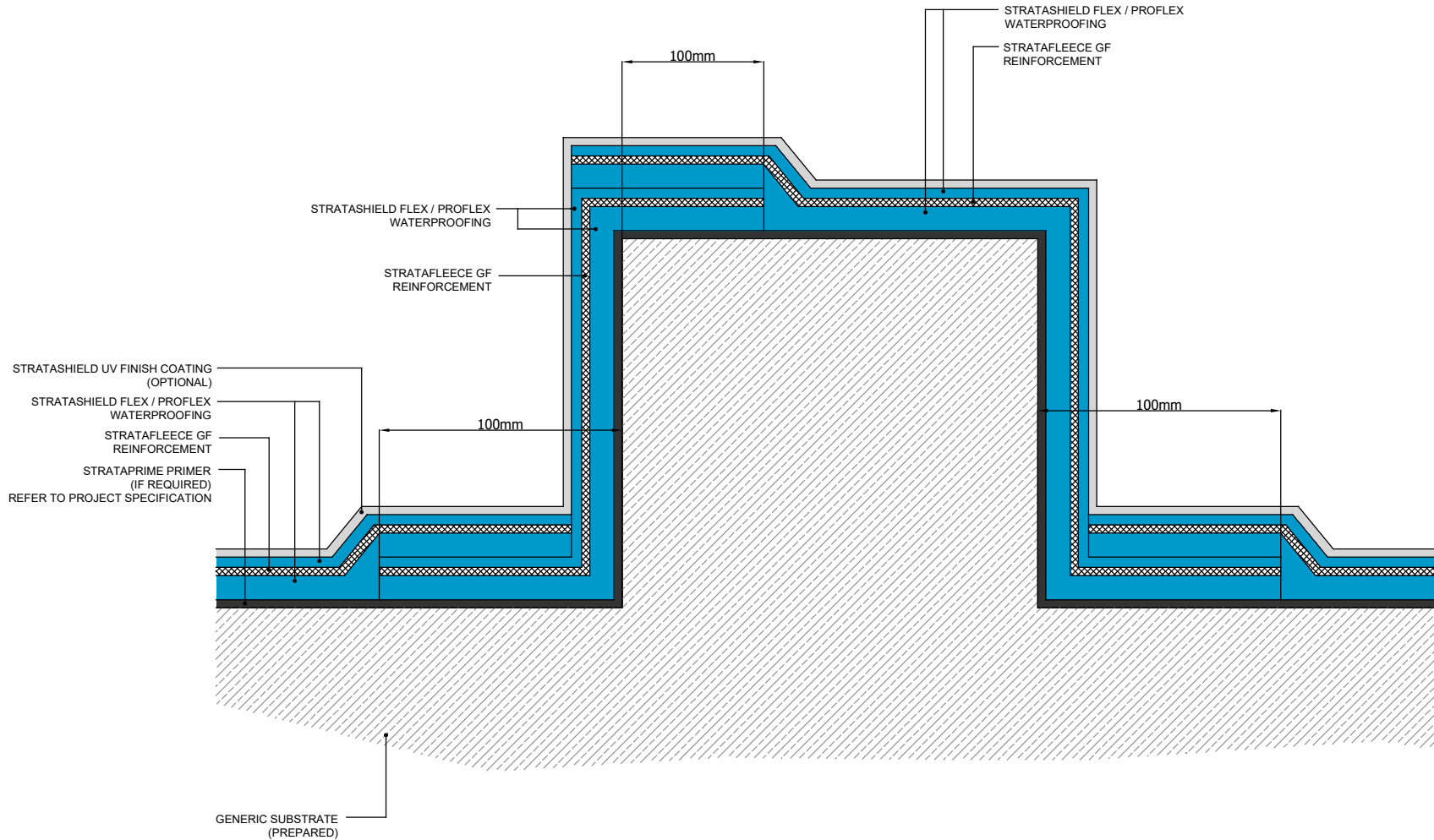
Notes / Revisions:

Date:
15/08/22

Drawn By:
G.R.

Copyright Reserved - Please note that this drawing and the copyright therein is the property of Strata Waterproofing Systems and is issued on the understanding that the drawing or any detail thereof will not be divulged to a third party unless written permission is first obtained from Strata Waterproofing Systems. The drawing is valid only when approved by the Architect / Contractor concerned.

This detail is representative of a typical situation and provided for illustration purposes. Insulation thickness shown may differ in accordance with the specified U-value requirement.



Standard Waterproofing Detail

Drawing Title:
**Plinth with Free-Standing
 Load**

Scale:
NTS

Drawing No:
29

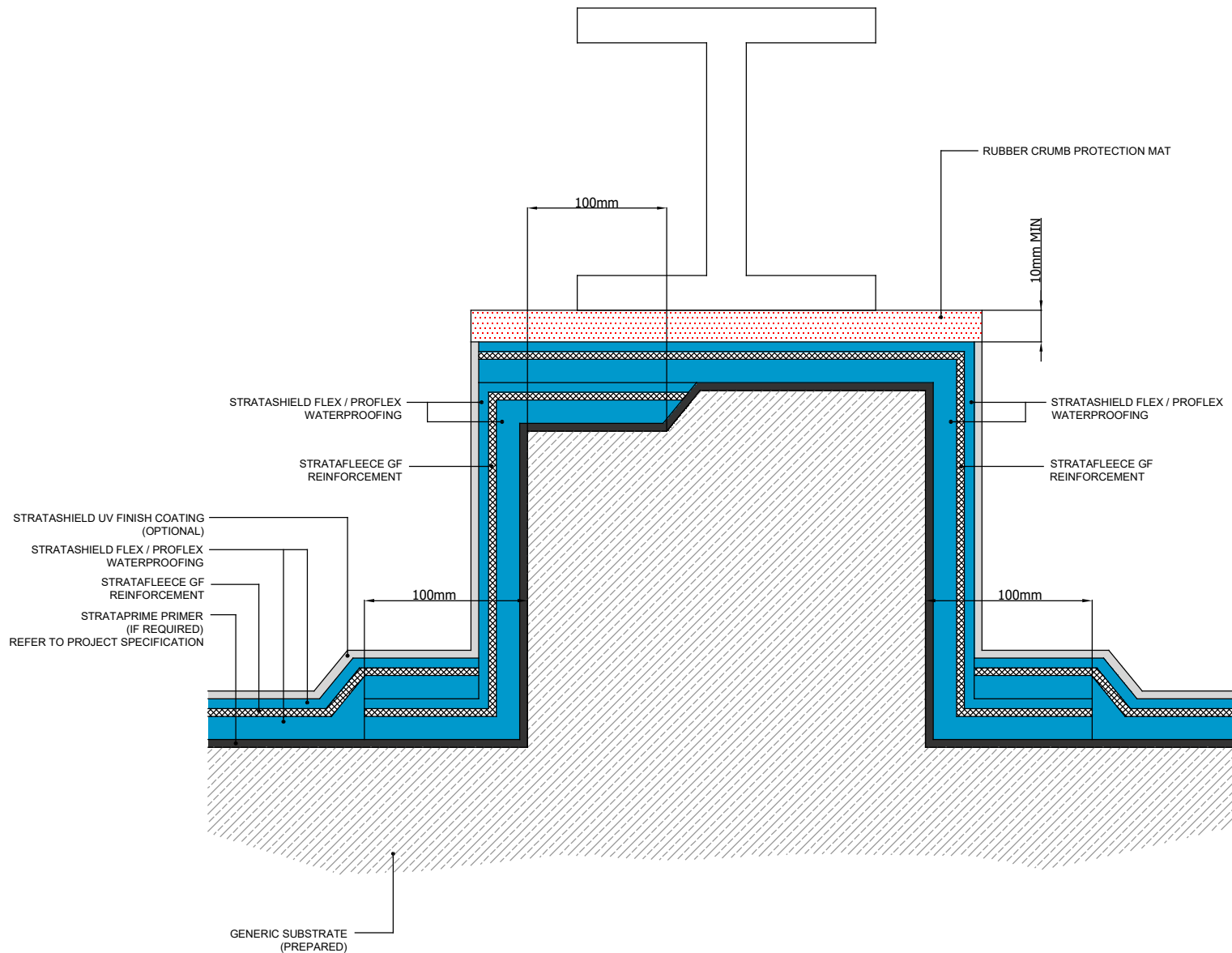
Notes / Revisions:

Date:
15/08/22

Drawn By:
G.R.

Copyright Reserved - Please note that this drawing and the copyright therein is the property of Strata Waterproofing Systems and is issued on the understanding that the drawing or any detail thereof will not be divulged to a third party unless written permission is first obtained from Strata Waterproofing Systems. The drawing is valid only when approved by the Architect / Contractor concerned.

This detail is representative of a typical situation and provided for illustration purposes. Insulation thickness shown may differ in accordance with the specified U-value requirement.



Standard Waterproofing Detail

Drawing Title:
**Plinth with Surface Mounted
 Detail**

Scale:
NTS

Drawing No:
30

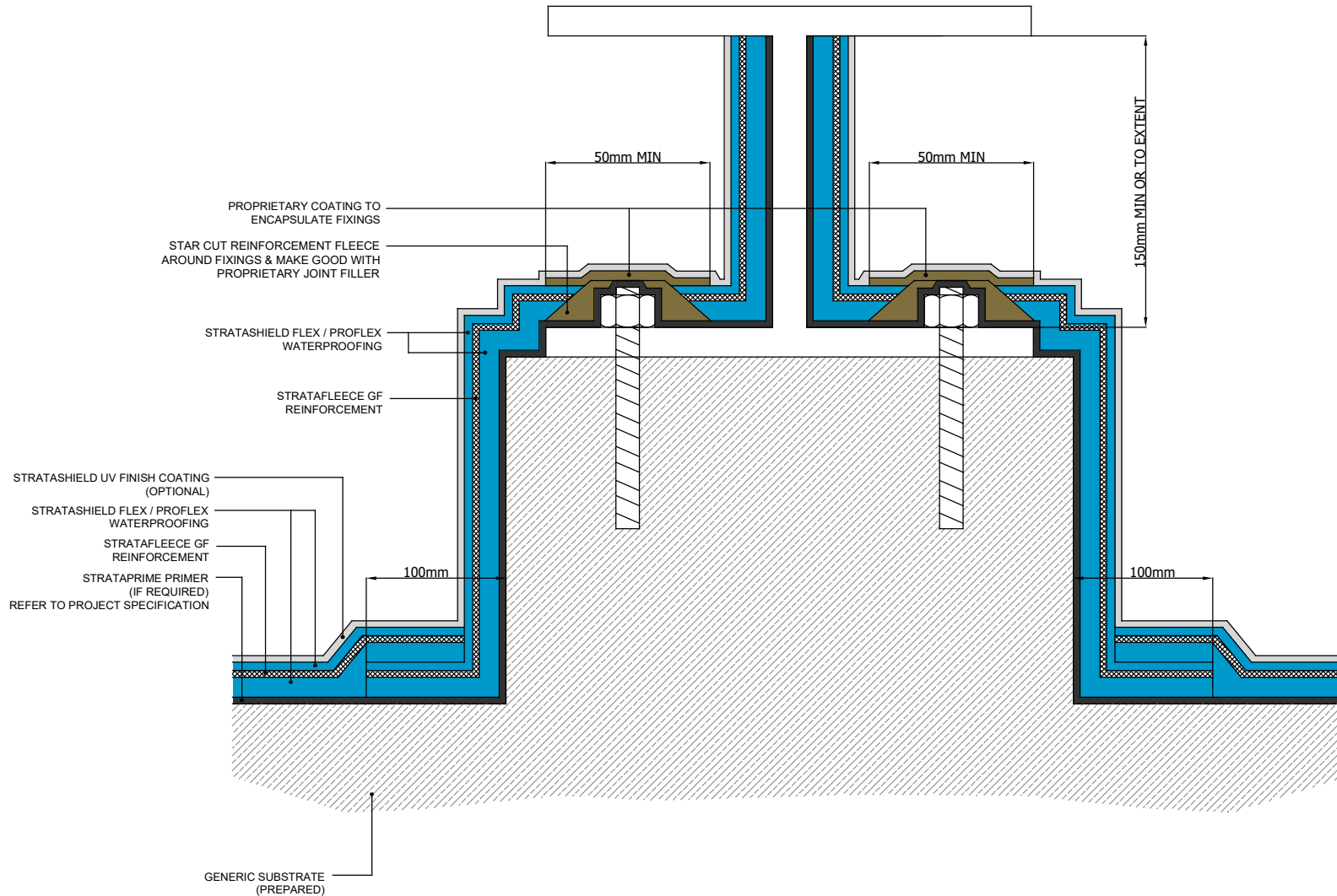
Notes / Revisions:

Date:
15/08/22

Drawn By:
G.R.

Copyright Reserved - Please note that this drawing and the copyright therein is the property of Strata Waterproofing Systems and is issued on the understanding that the drawing or any detail thereof will not be divulged to a third party unless written permission is first obtained from Strata Waterproofing Systems. The drawing is valid only when approved by the Architect / Contractor concerned.

This detail is representative of a typical situation and provided for illustration purposes. Insulation thickness shown may differ in accordance with the specified U-value requirement.



Standard Waterproofing Detail

Drawing Title:
Loop Expansion Joint

Scale:
NTS

Drawing No:
31

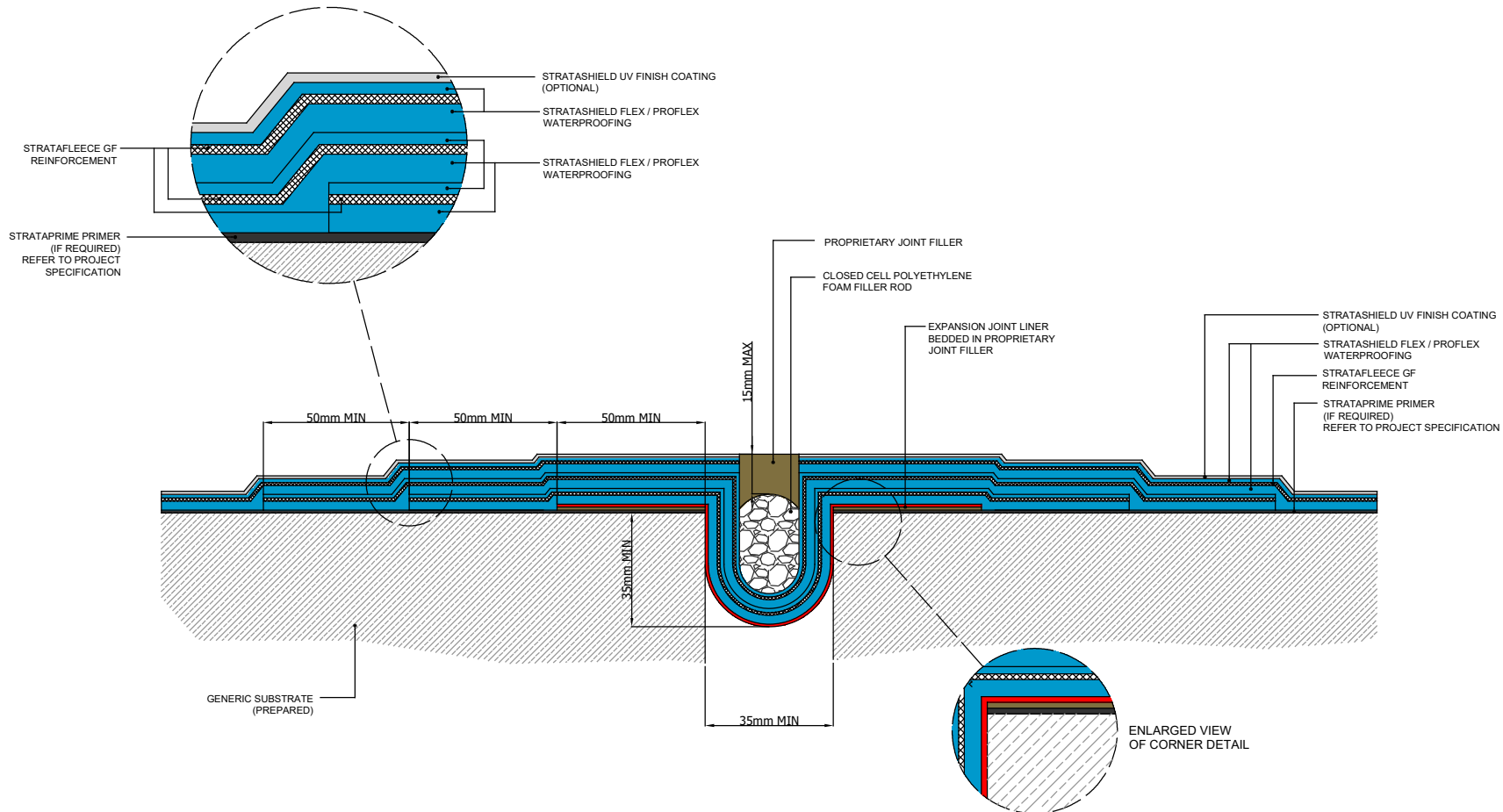
Notes / Revisions:

Date:
15/08/22

Drawn By:
G.R.

Copyright Reserved - Please note that this drawing and the copyright therein is the property of Strata Waterproofing Systems and is issued on the understanding that the drawing or any detail thereof will not be divulged to a third party unless written permission is first obtained from Strata Waterproofing Systems. The drawing is valid only when approved by the Architect / Contractor concerned.

This detail is representative of a typical situation and provided for illustration purposes. Insulation thickness shown may differ in accordance with the specified U-value requirement.



Standard Waterproofing Detail

Drawing Title:
 Overbanding Crack - Day
 Joint Greater Than 1mm

Scale:
 NTS

Drawing No:
 32

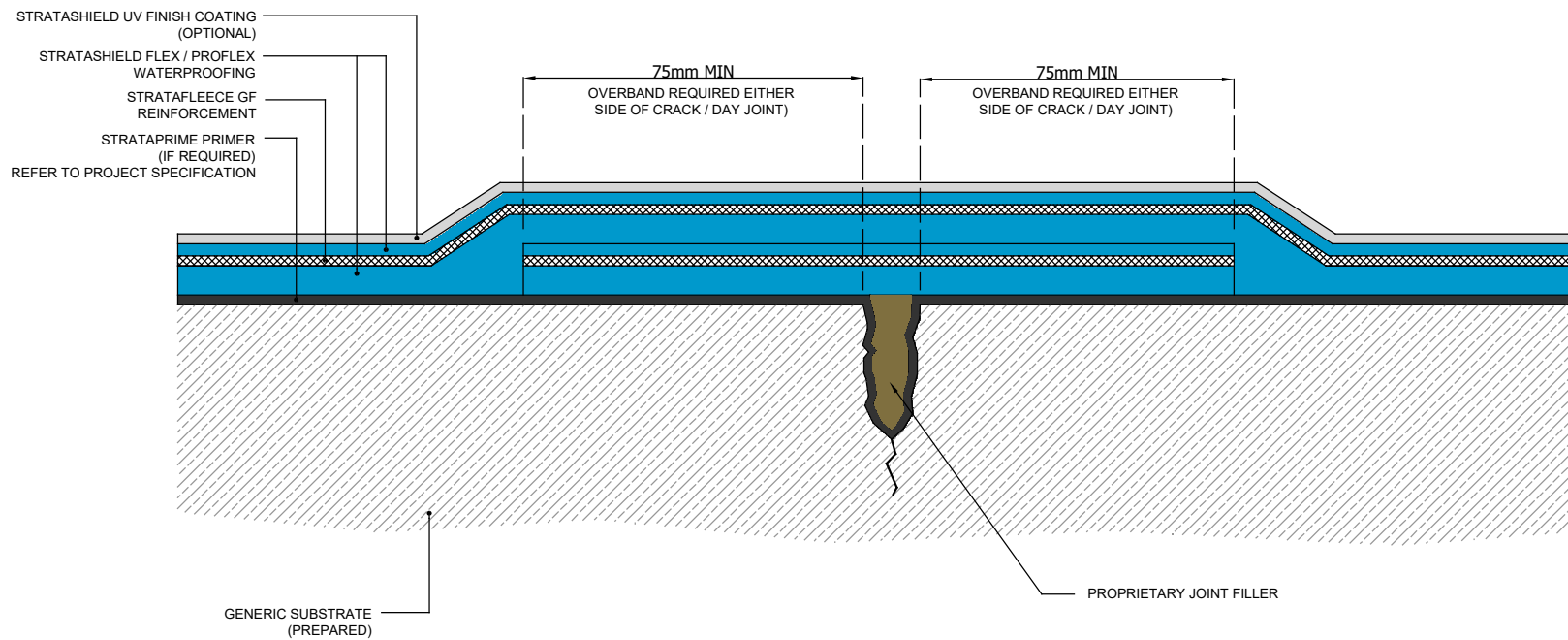
Notes / Revisions:

Date:
 15/08/22

Drawn By:
 G.R.

Copyright Reserved - Please note that this drawing and the copyright therein is the property of Strata Waterproofing Systems and is issued on the understanding that the drawing or any detail thereof will not be divulged to a third party unless written permission is first obtained from Strata Waterproofing Systems. The drawing is valid only when approved by the Architect / Contractor concerned.

This detail is representative of a typical situation and provided for illustration purposes. Insulation thickness shown may differ in accordance with the specified U-value requirement.



Standard Waterproofing Detail

Drawing Title:
Change in Level

Scale:
NTS

Drawing No:
33

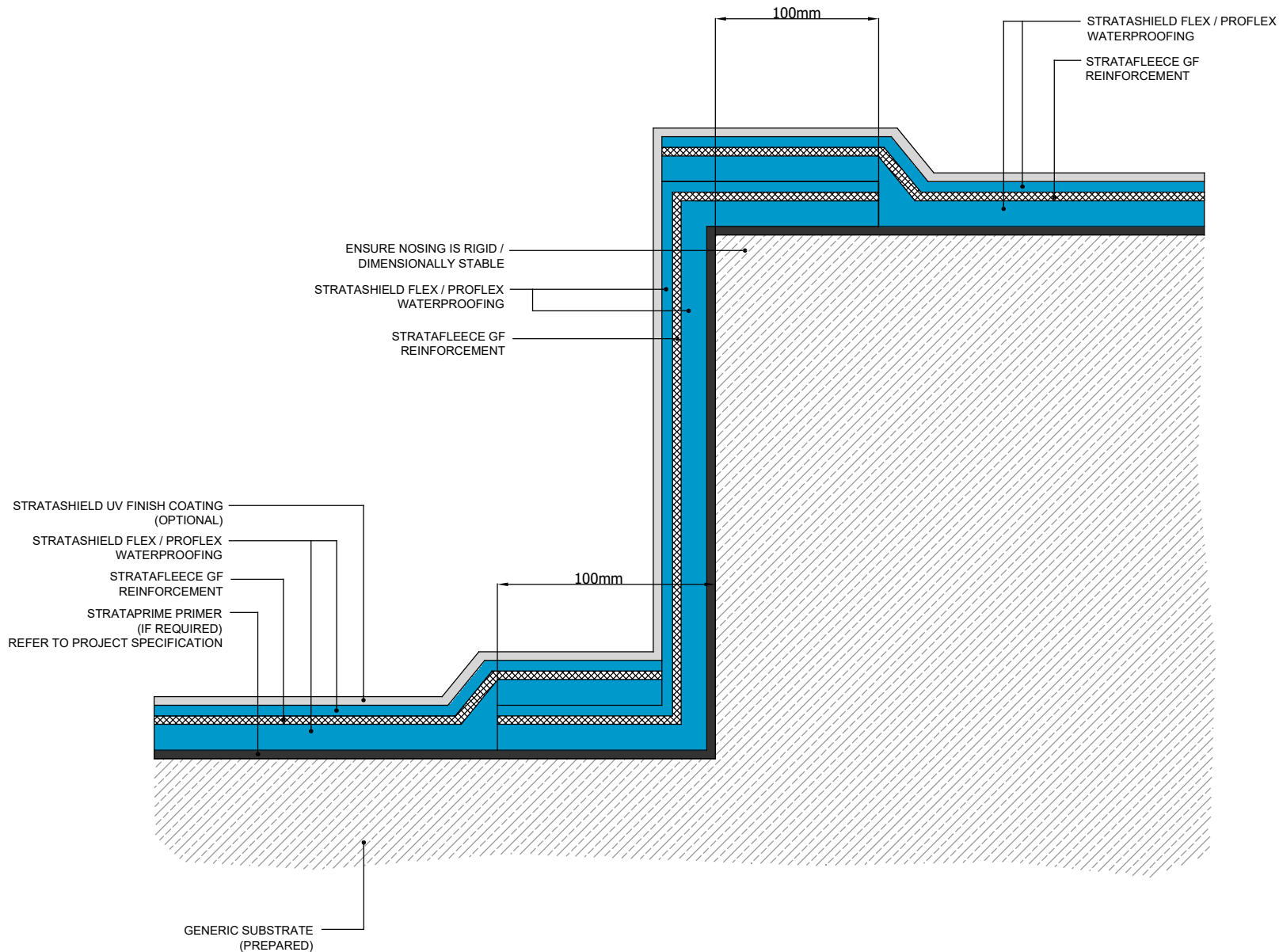
Notes / Revisions:

Date:
15/08/22

Drawn By:
G.R.

Copyright Reserved - Please note that this drawing and the copyright therein is the property of Strata Waterproofing Systems and is issued on the understanding that the drawing or any detail thereof will not be divulged to a third party unless written permission is first obtained from Strata Waterproofing Systems. The drawing is valid only when approved by the Architect / Contractor concerned.

This detail is representative of a typical situation and provided for illustration purposes. Insulation thickness shown may differ in accordance with the specified U-value requirement.



Standard Waterproofing Detail

Drawing Title:
Sumped Detail

Scale:
NTS

Drawing No:
34

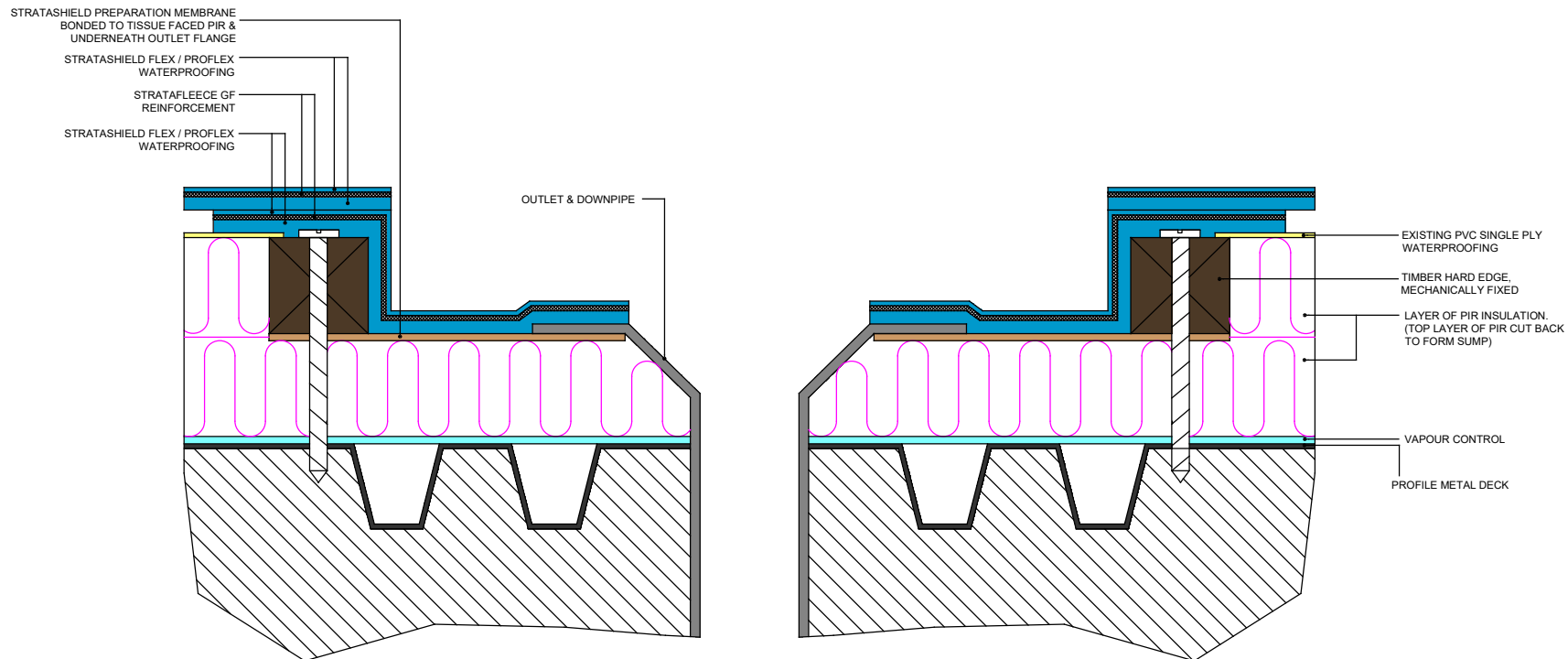
Notes / Revisions:

Date:
15/08/22

Drawn By:
G.R.

Copyright Reserved - Please note that this drawing and the copyright therein is the property of Strata Waterproofing Systems and is issued on the understanding that the drawing or any detail thereof will not be divulged to a third party unless written permission is first obtained from Strata Waterproofing Systems. The drawing is valid only when approved by the Architect / Contractor concerned.

This detail is representative of a typical situation and provided for illustration purposes. Insulation thickness shown may differ in accordance with the specified U-value requirement.



Standard Waterproofing Detail

Drawing Title:
**Door Threshold with
 Asphalt Kerb**

Scale:
NTS

Drawing No:
35

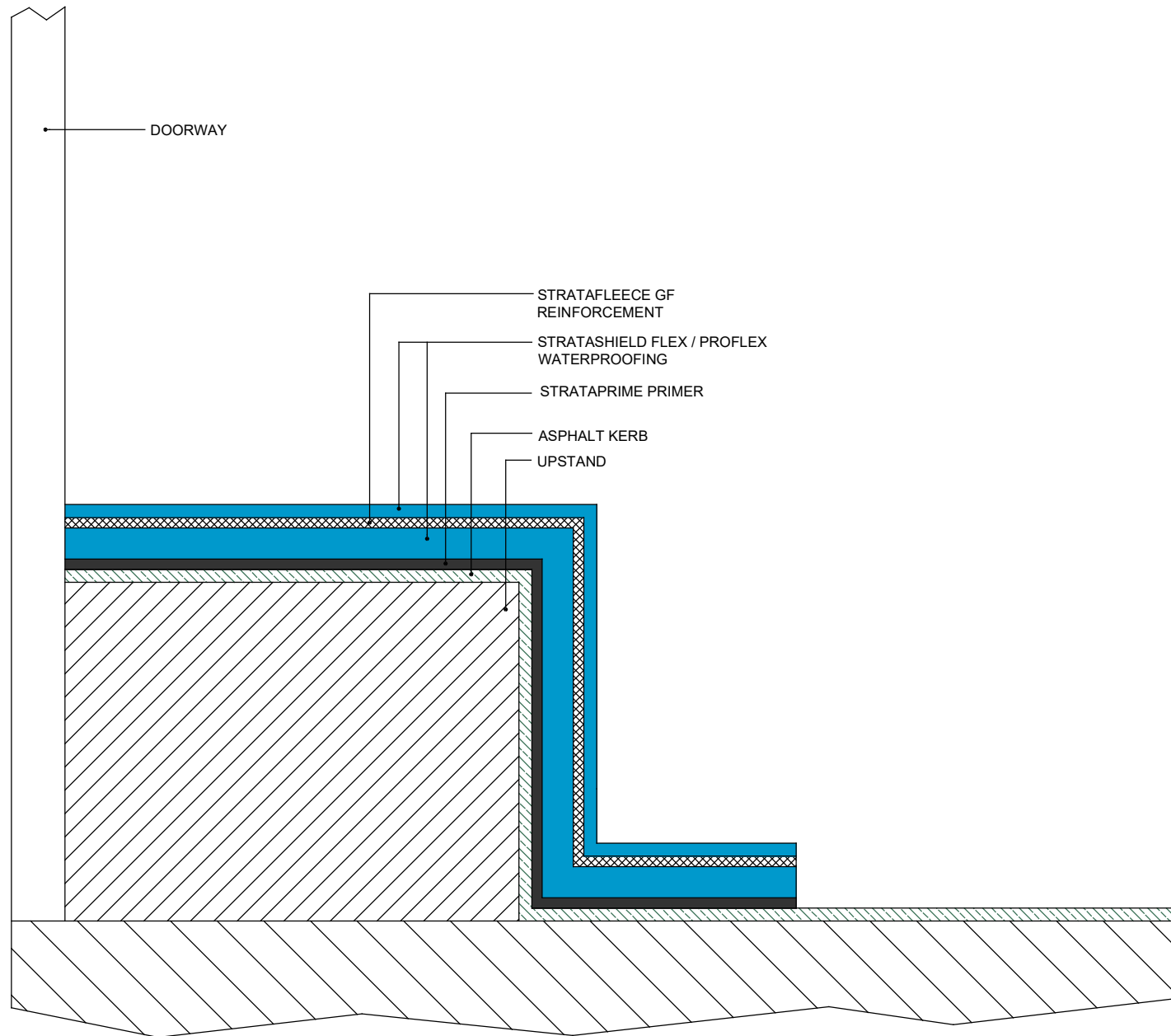
Notes / Revisions:

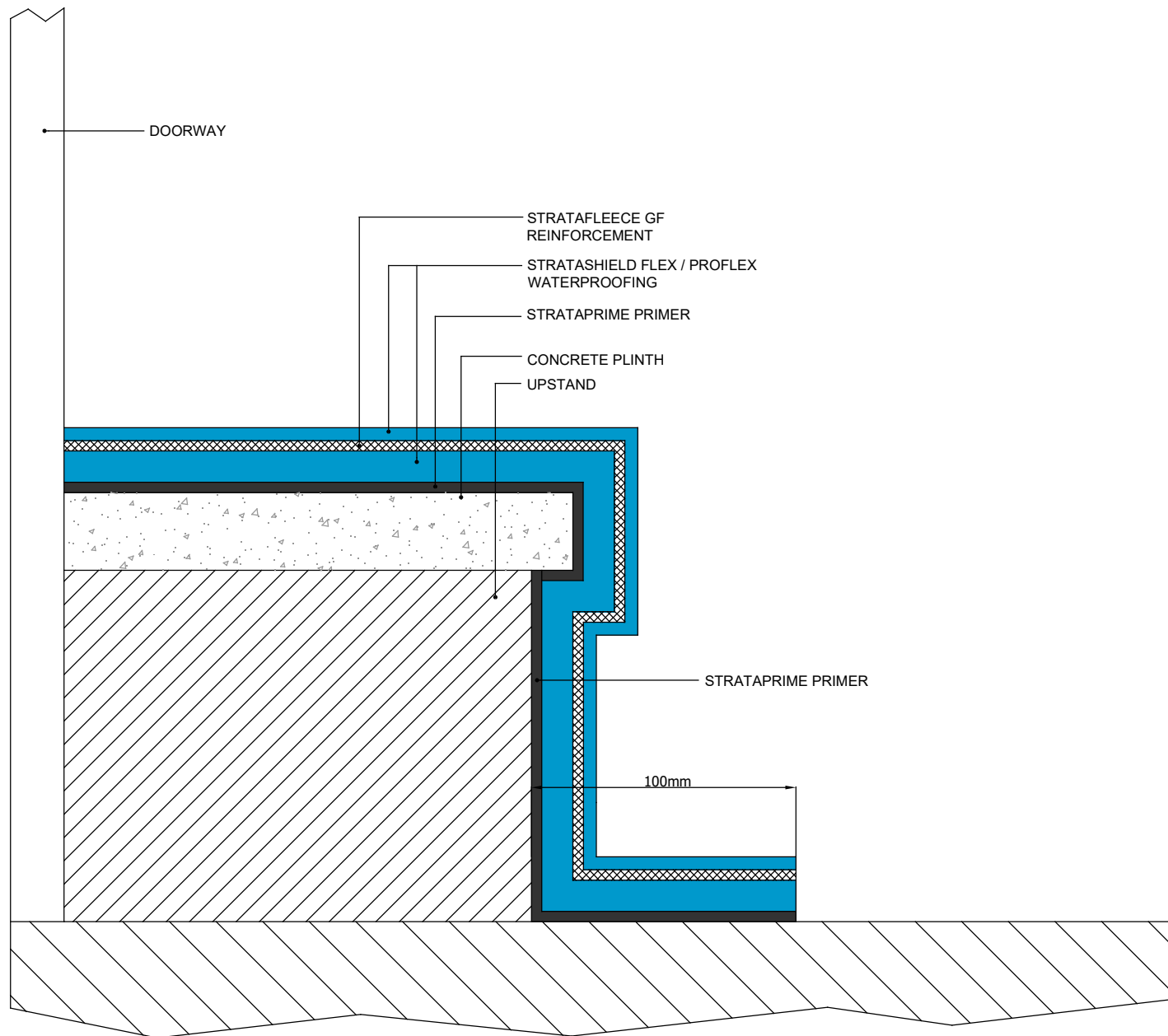
Date:
15/08/22

Drawn By:
G.R.

Copyright Reserved - Please note that this drawing and the copyright therein is the property of Strata Waterproofing Systems and is issued on the understanding that the drawing or any detail thereof will not be divulged to a third party unless written permission is first obtained from Strata Waterproofing Systems. The drawing is valid only when approved by the Architect / Contractor concerned.

This detail is representative of a typical situation and provided for illustration purposes. Insulation thickness shown may differ in accordance with the specified U-value requirement.





STRATA WATERPROOFING SYSTEMS
 Unit 3, Kilwee Business Park,
 Upper Dunmurry Lane,
 Dunmurry, Belfast, BT17 0HE

(T): 028 9030 2924
 (E): info@stratawaterproofing.com
www.stratawaterproofing.com

Standard Waterproofing Detail

Drawing Title:
 Door Threshold with
 Overhanging Concrete Plinth

Scale:
 NTS

Drawing No:
 36

Notes / Revisions:

Date:
 15/08/22

Drawn By:
 G.R.

Copyright Reserved - Please note that this drawing and the copyright therein is the property of Strata Waterproofing Systems and is issued on the understanding that the drawing or any detail thereof will not be divulged to a third party unless written permission is first obtained from Strata Waterproofing Systems. The drawing is valid only when approved by the Architect / Contractor concerned.

This detail is representative of a typical situation and provided for illustration purposes. Insulation thickness shown may differ in accordance with the specified U-value requirement.

Standard Waterproofing Detail

Drawing Title:
**Walkway Build-Up with
 Gutter Waterproofing**

Scale:
NTS

Drawing No:
37

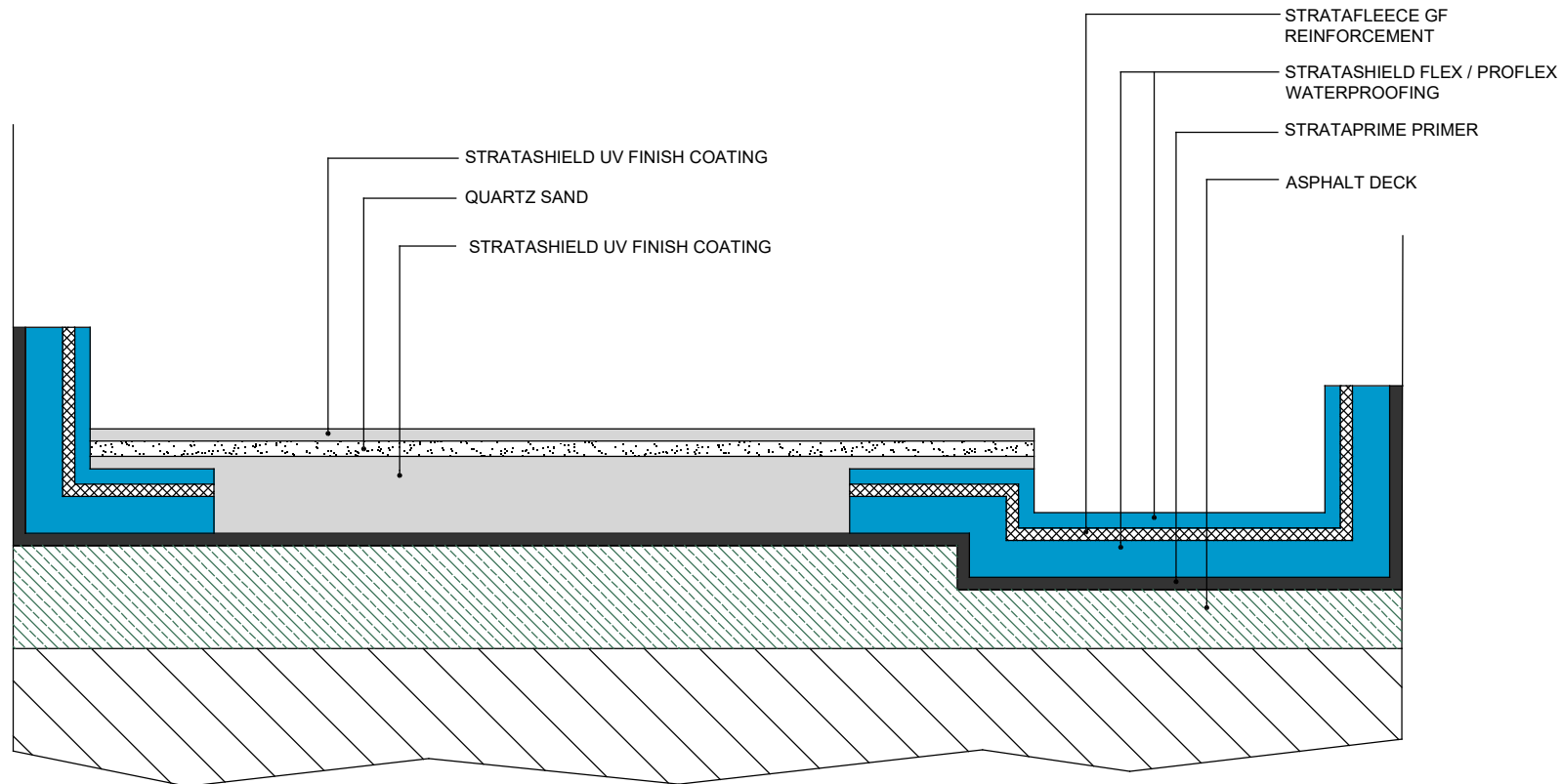
Notes / Revisions:

Date:
15/08/22

Drawn By:
G.R.

Copyright Reserved - Please note that this drawing and the copyright therein is the property of Strata Waterproofing Systems and is issued on the understanding that the drawing or any detail thereof will not be divulged to a third party unless written permission is first obtained from Strata Waterproofing Systems. The drawing is valid only when approved by the Architect / Contractor concerned.

This detail is representative of a typical situation and provided for illustration purposes. Insulation thickness shown may differ in accordance with the specified U-value requirement.





STRATA WATERPROOFING SYSTEMS
Unit 3, Kilwee Business Park,
Upper Dunmurry Lane,
Dunmurry, Belfast, BT17 0HE

(T): 028 9030 2924
(E): info@stratawaterproofing.com
www.stratawaterproofing.com

Standard Waterproofing Detail

Drawing Title:
Waterproofing Main Area

Scale:
NTS

Drawing No:
38

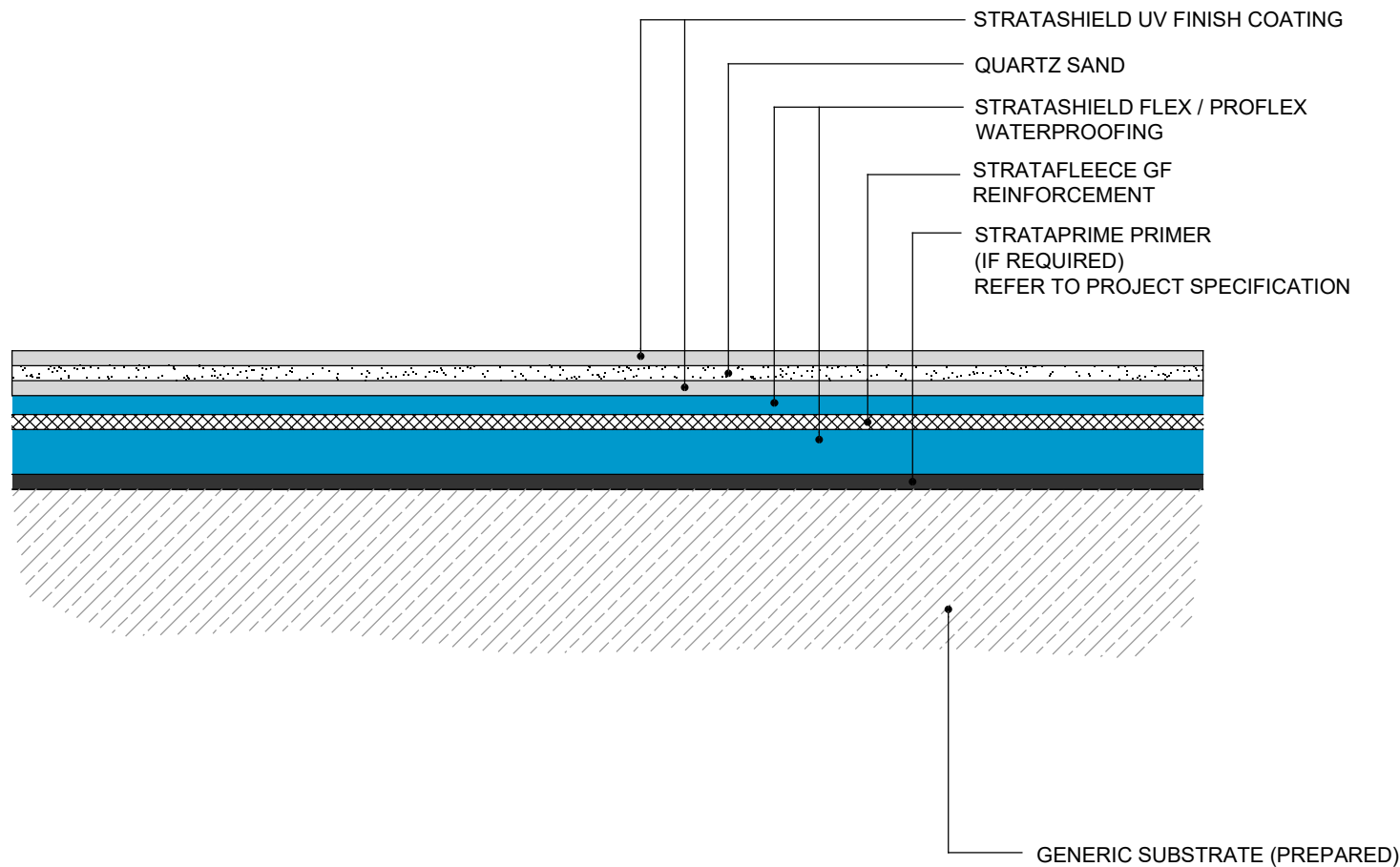
Notes / Revisions:

Date:
15/08/22

Drawn By:
G.R.

Copyright Reserved - Please note that this drawing and the copyright therein is the property of Strata Waterproofing Systems and is issued on the understanding that the drawing or any detail thereof will not be divulged to a third party unless written permission is first obtained from Strata Waterproofing Systems. The drawing is valid only when approved by the Architect / Contractor concerned.

This detail is representative of a typical situation and provided for illustration purposes. Insulation thickness shown may differ in accordance with the specified U-value requirement.



Standard Waterproofing Detail

Drawing Title:
Waterproofing Upstand

Scale:
NTS

Drawing No:
39

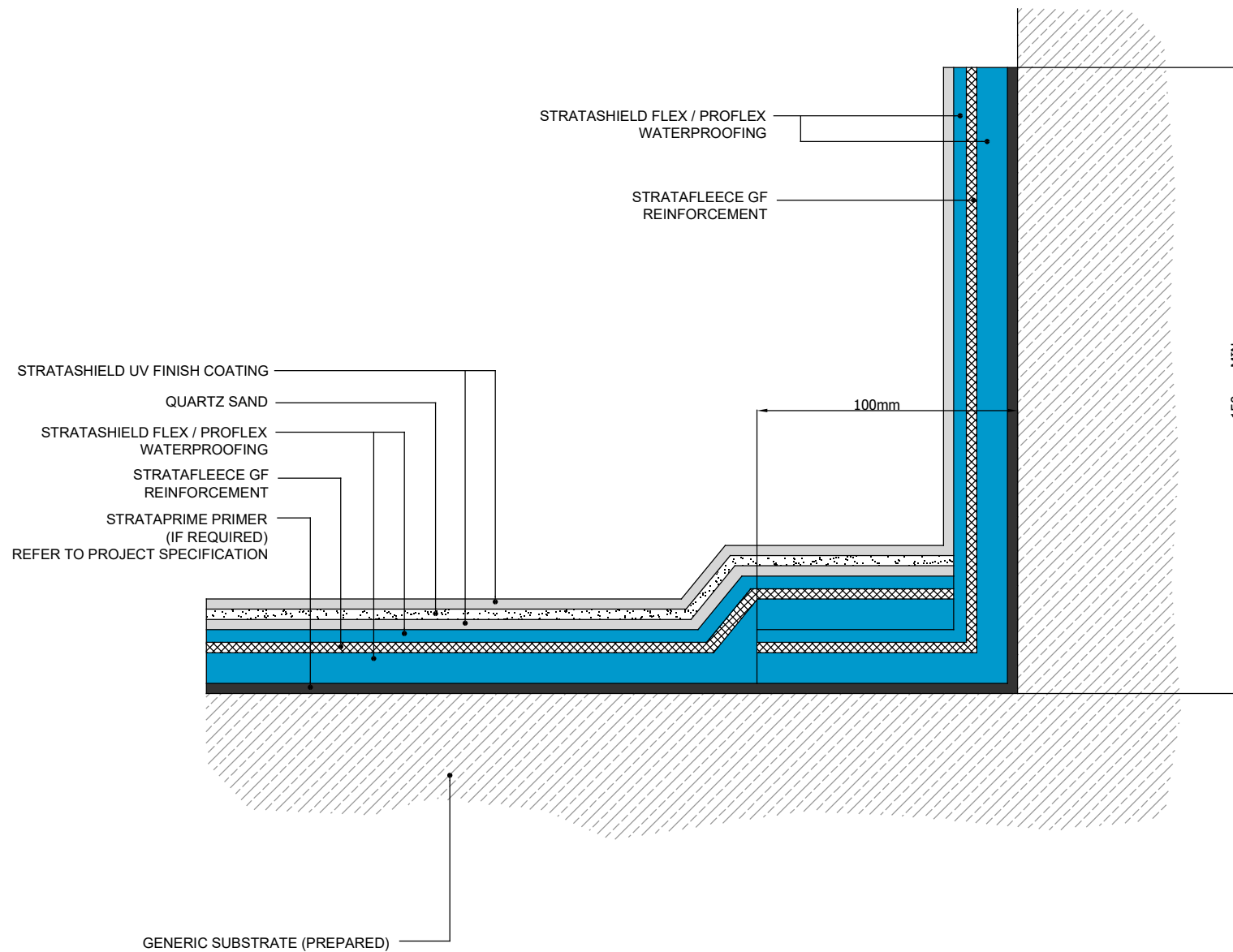
Notes / Revisions:

Date:
15/08/22

Drawn By:
G.R.

Copyright Reserved - Please note that this drawing and the copyright therein is the property of Strata Waterproofing Systems and is issued on the understanding that the drawing or any detail thereof will not be divulged to a third party unless written permission is first obtained from Strata Waterproofing Systems. The drawing is valid only when approved by the Architect / Contractor concerned.

This detail is representative of a typical situation and provided for illustration purposes. Insulation thickness shown may differ in accordance with the specified U-value requirement.





STRATA WATERPROOFING SYSTEMS
Unit 3, Kilwee Business Park,
Upper Dunmurry Lane,
Dunmurry, Belfast, BT17 0HE

(T): 028 9030 2924
(E): info@stratawaterproofing.com
www.stratawaterproofing.com

Standard Waterproofing Detail

Drawing Title:
Waterproofing Timber Deck

Scale:
NTS

Drawing No:
40

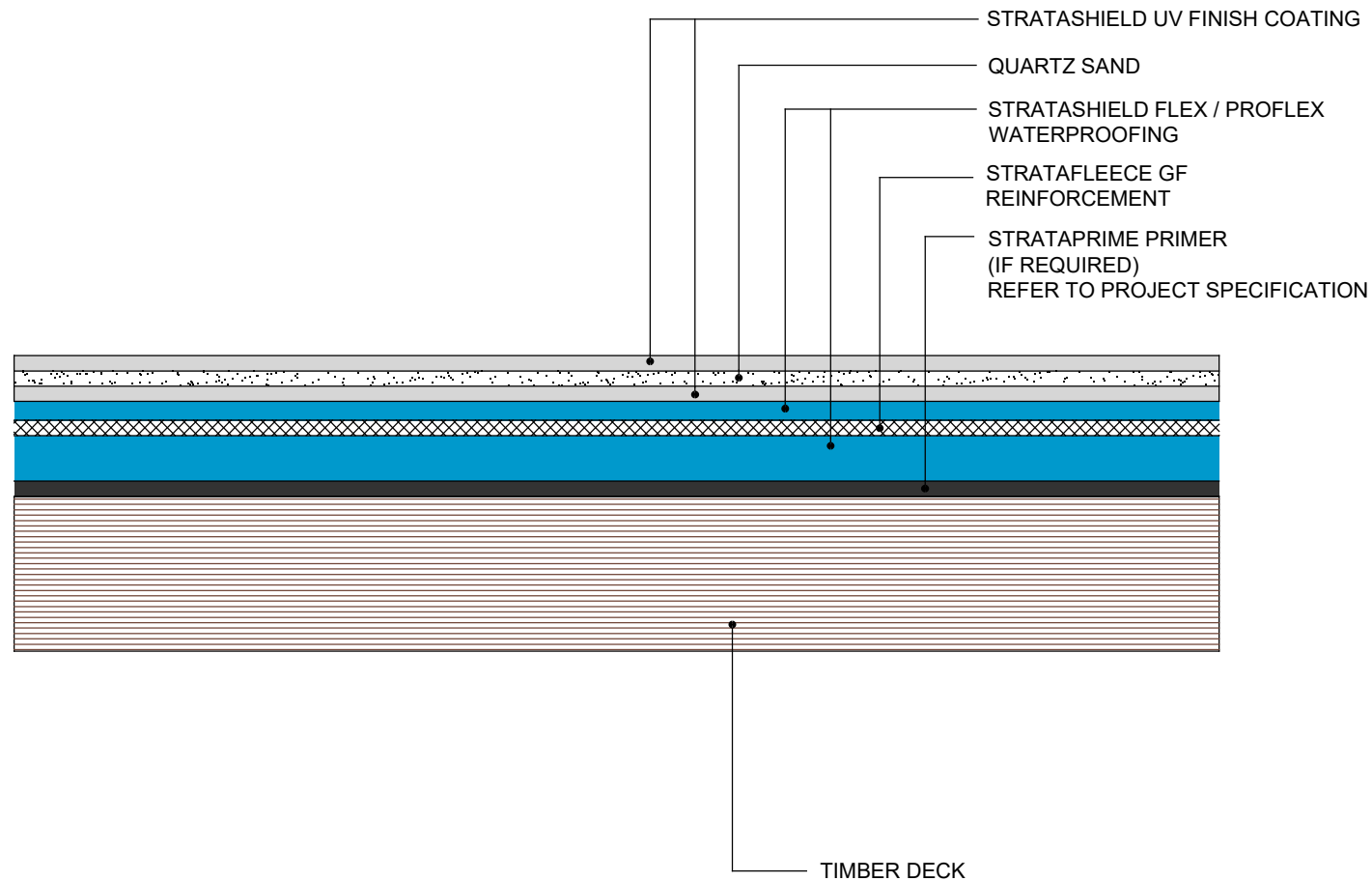
Notes / Revisions:

Date:
15/08/22

Drawn By:
G.R.

Copyright Reserved - Please note that this drawing and the copyright therein is the property of Strata Waterproofing Systems and is issued on the understanding that the drawing or any detail thereof will not be divulged to a third party unless written permission is first obtained from Strata Waterproofing Systems. The drawing is valid only when approved by the Architect / Contractor concerned.

This detail is representative of a typical situation and provided for illustration purposes. Insulation thickness shown may differ in accordance with the specified U-value requirement.



Standard Waterproofing Detail

Drawing Title:
Upstand - Timber Deck

Scale:
NTS

Drawing No:
41

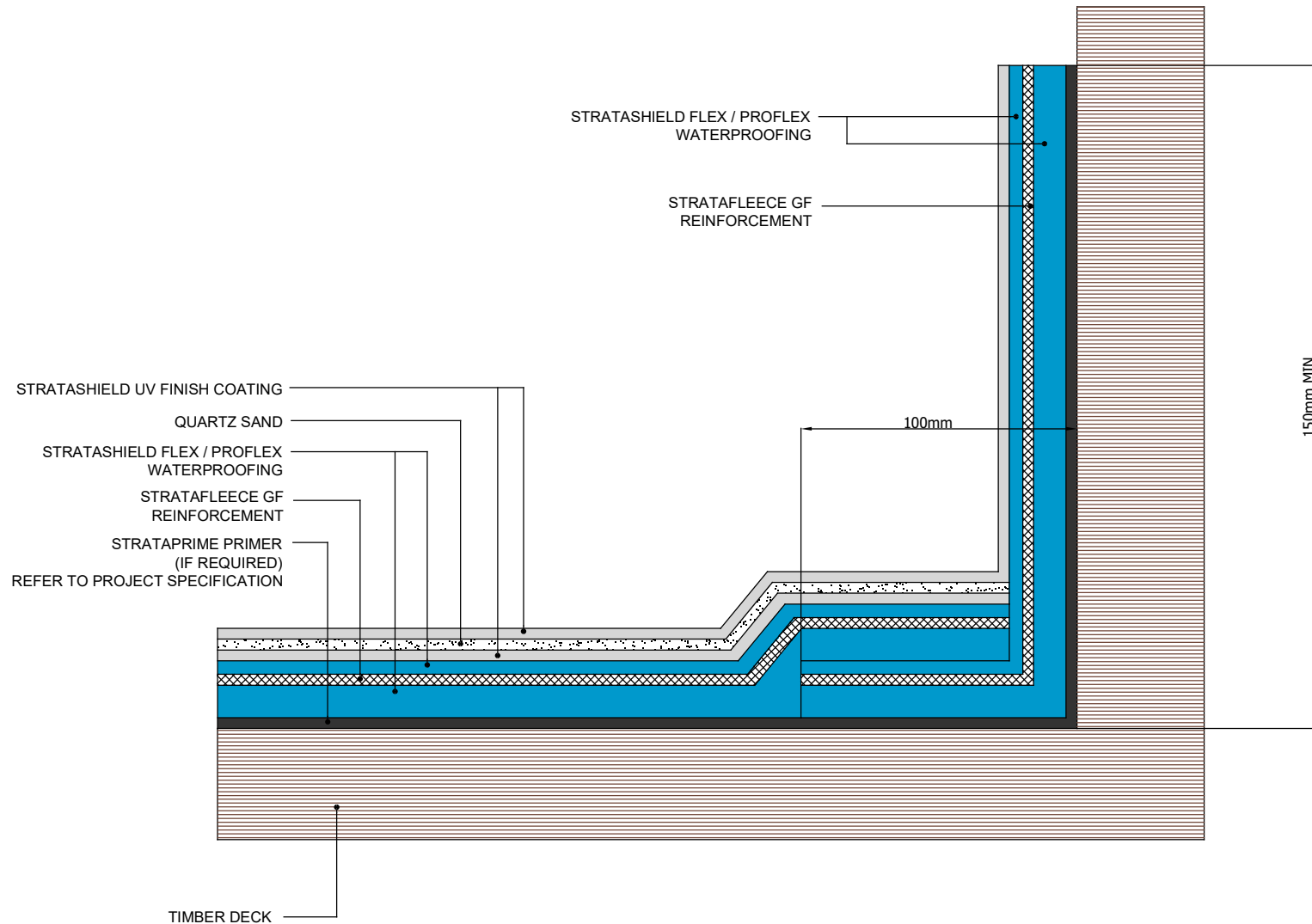
Notes / Revisions:

Date:
15/08/22

Drawn By:
G.R.

Copyright Reserved - Please note that this drawing and the copyright therein is the property of Strata Waterproofing Systems and is issued on the understanding that the drawing or any detail thereof will not be divulged to a third party unless written permission is first obtained from Strata Waterproofing Systems. The drawing is valid only when approved by the Architect / Contractor concerned.

This detail is representative of a typical situation and provided for illustration purposes. Insulation thickness shown may differ in accordance with the specified U-value requirement.



Standard Waterproofing Detail

Drawing Title:
Timber Gutter

Scale:
NTS

Drawing No:
42

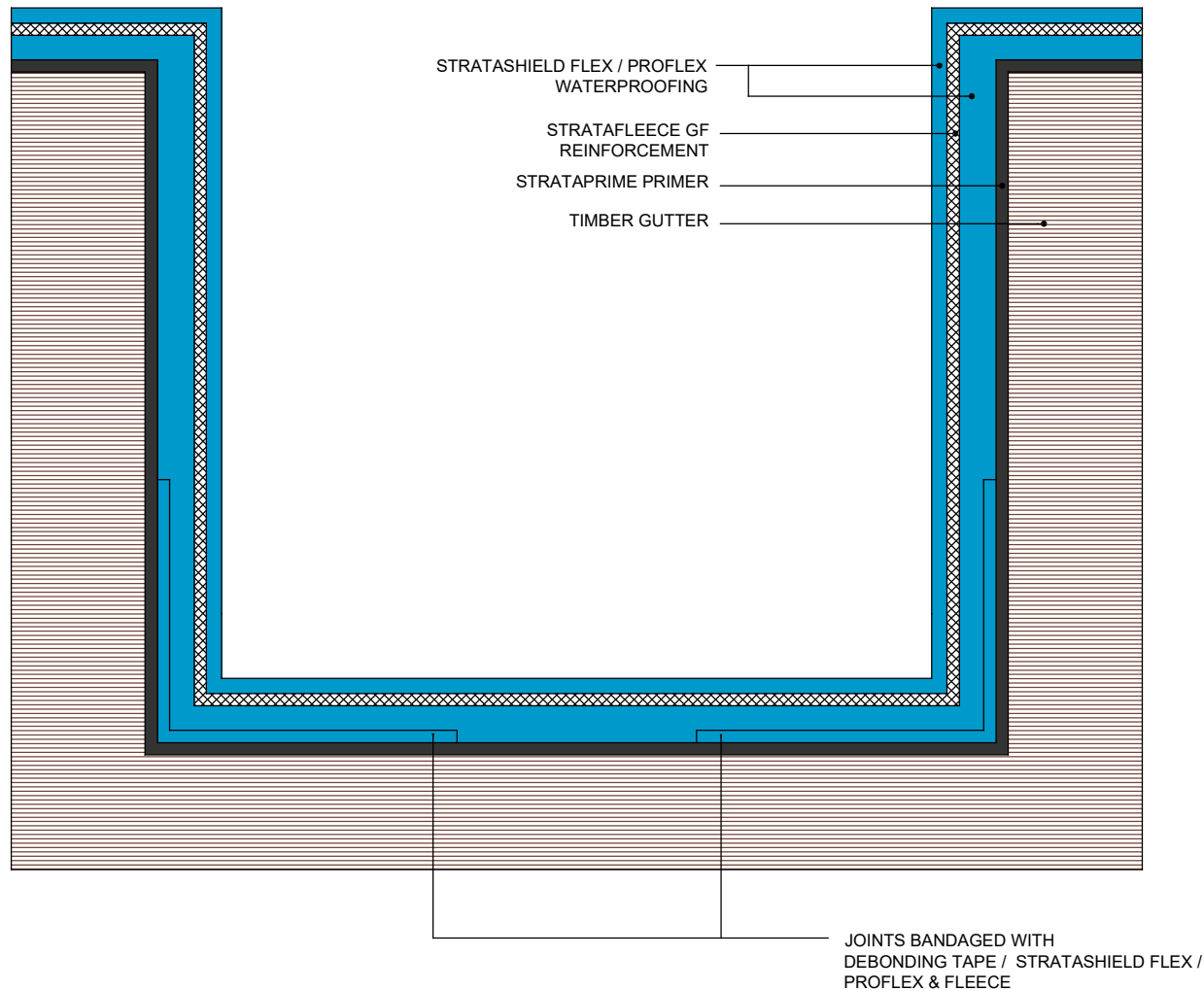
Notes / Revisions:

Date:
15/08/22

Drawn By:
G.R.

Copyright Reserved - Please note that this drawing and the copyright therein is the property of Strata Waterproofing Systems and is issued on the understanding that the drawing or any detail thereof will not be divulged to a third party unless written permission is first obtained from Strata Waterproofing Systems. The drawing is valid only when approved by the Architect / Contractor concerned.

This detail is representative of a typical situation and provided for illustration purposes. Insulation thickness shown may differ in accordance with the specified U-value requirement.



Standard Waterproofing Detail

Drawing Title:
 Cantilever Balcony

Scale:
 NTS

Drawing No:
 43

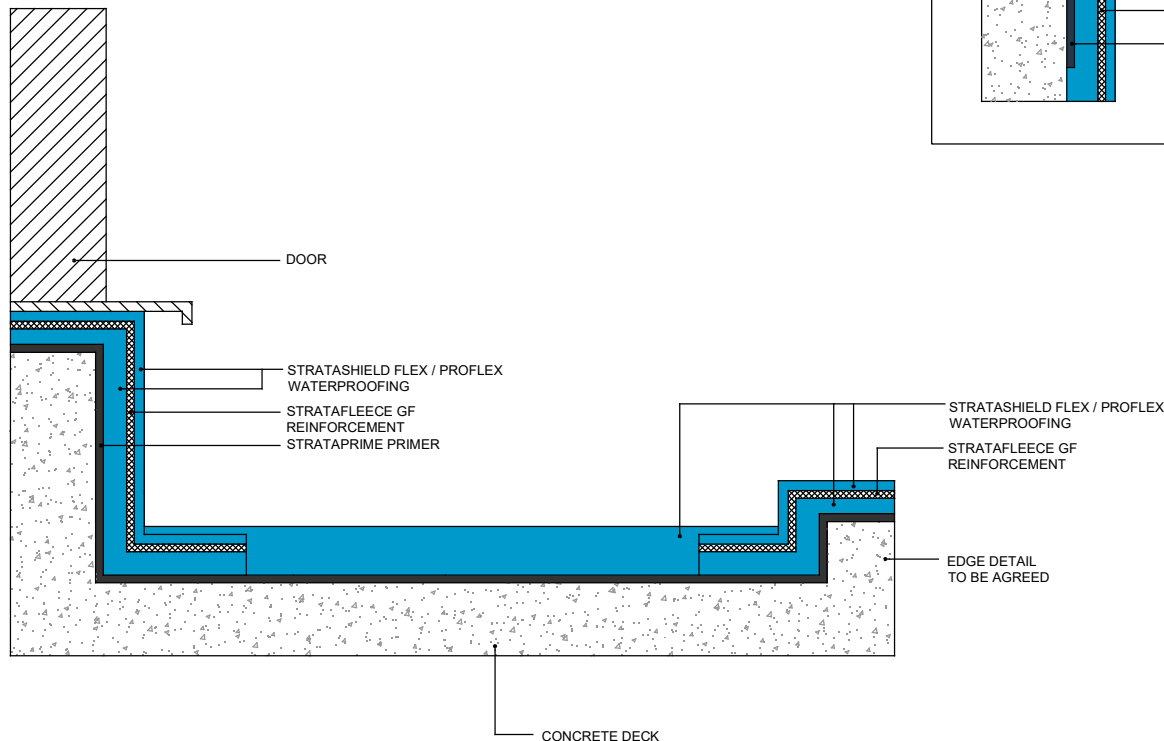
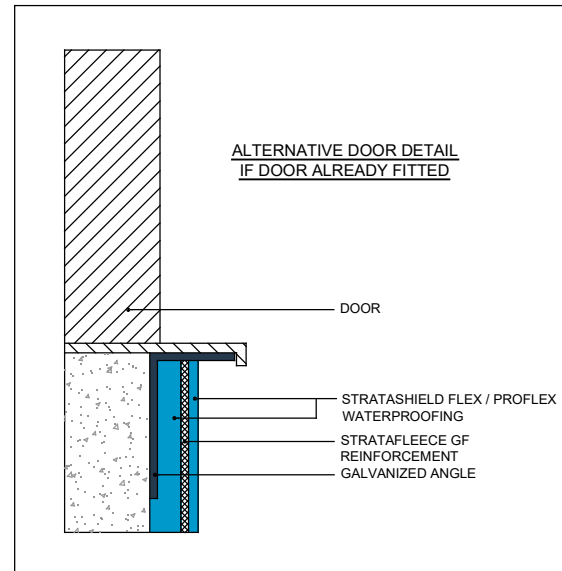
Notes / Revisions:

Date:
 15/08/22

Drawn By:
 G.R.

Copyright Reserved - Please note that this drawing and the copyright therein is the property of Strata Waterproofing Systems and is issued on the understanding that the drawing or any detail thereof will not be divulged to a third party unless written permission is first obtained from Strata Waterproofing Systems. The drawing is valid only when approved by the Architect / Contractor concerned.

This detail is representative of a typical situation and provided for illustration purposes. Insulation thickness shown may differ in accordance with the specified U-value requirement.



Standard Waterproofing Detail

Drawing Title:
Balcony Over Inhabited

Scale:
NTS

Drawing No:
44

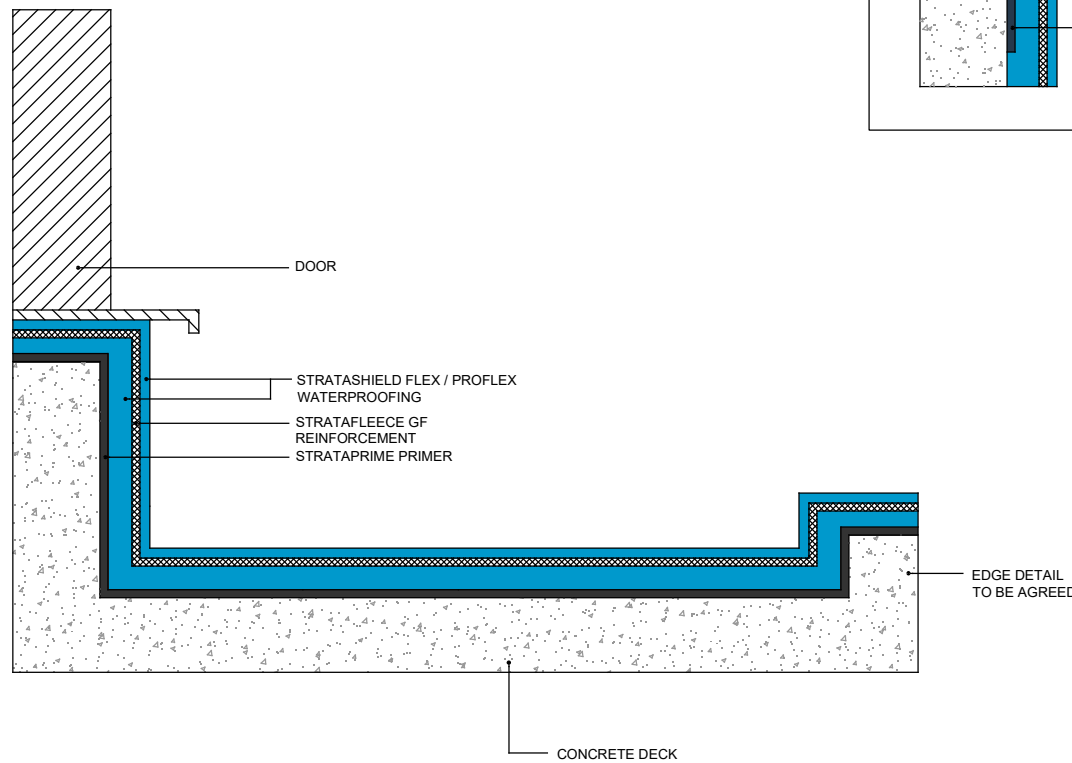
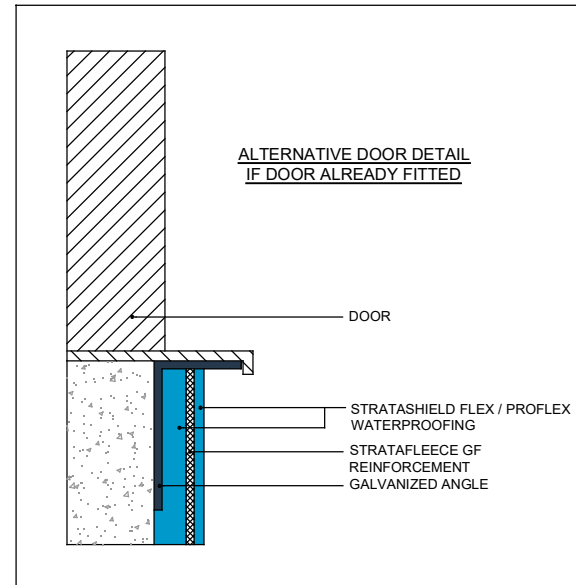
Notes / Revisions:

Date:
15/08/22

Drawn By:
G.R.

Copyright Reserved - Please note that this drawing and the copyright therein is the property of Strata Waterproofing Systems and is issued on the understanding that the drawing or any detail thereof will not be divulged to a third party unless written permission is first obtained from Strata Waterproofing Systems. The drawing is valid only when approved by the Architect / Contractor concerned.

This detail is representative of a typical situation and provided for illustration purposes. Insulation thickness shown may differ in accordance with the specified U-value requirement.



Standard Waterproofing Detail

Drawing Title:
Balcony with Stone Cladding

Scale:
NTS

Drawing No:
45

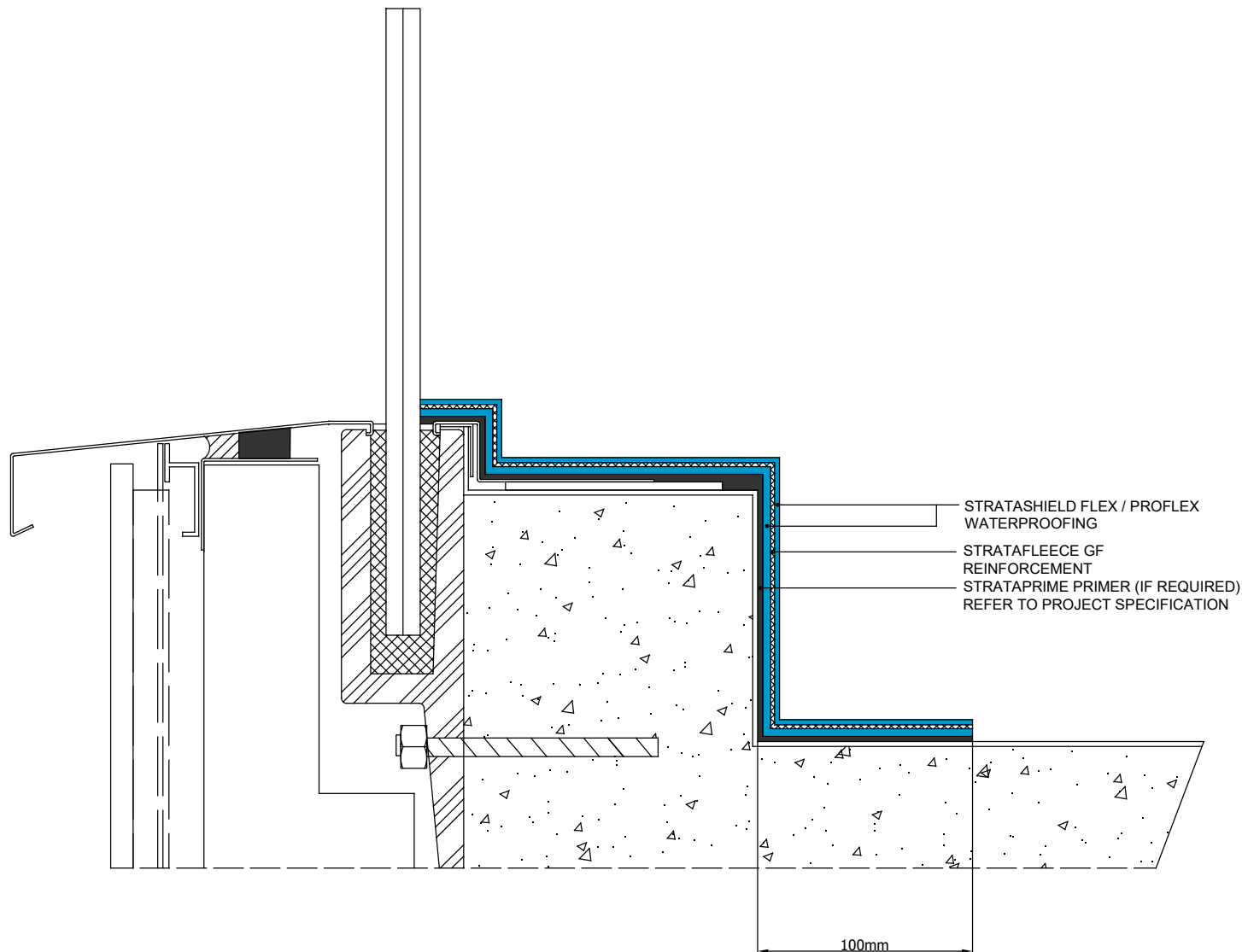
Notes / Revisions:

Date:
15/08/22

Drawn By:
G.R.

Copyright Reserved - Please note that this drawing and the copyright therein is the property of Strata Waterproofing Systems and is issued on the understanding that the drawing or any detail thereof will not be divulged to a third party unless written permission is first obtained from Strata Waterproofing Systems. The drawing is valid only when approved by the Architect / Contractor concerned.

This detail is representative of a typical situation and provided for illustration purposes. Insulation thickness shown may differ in accordance with the specified U-value requirement.



Standard Waterproofing Detail

Drawing Title:
 Edge Trim with Drip

Scale:
 NTS

Drawing No:
 46

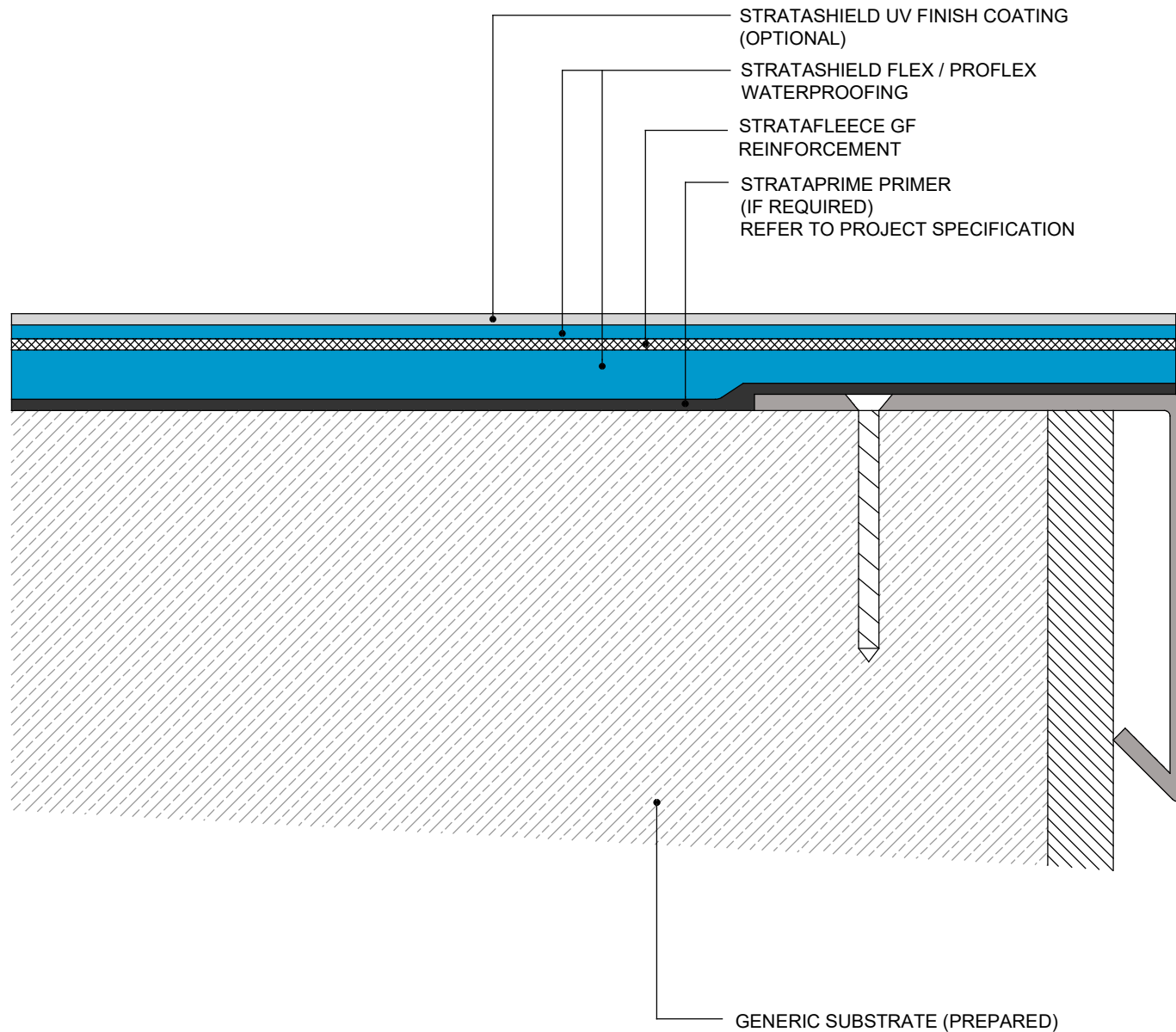
Notes / Revisions:

Date:
 15/08/22

Drawn By:
 G.R.

Copyright Reserved - Please note that this drawing and the copyright therein is the property of Strata Waterproofing Systems and is issued on the understanding that the drawing or any detail thereof will not be divulged to a third party unless written permission is first obtained from Strata Waterproofing Systems. The drawing is valid only when approved by the Architect / Contractor concerned.

This detail is representative of a typical situation and provided for illustration purposes. Insulation thickness shown may differ in accordance with the specified U-value requirement.



Standard Waterproofing Detail

Drawing Title:
**In-Situ Kerb with Edge Trim
 with Drip**

Scale:
NTS

Drawing No:
47

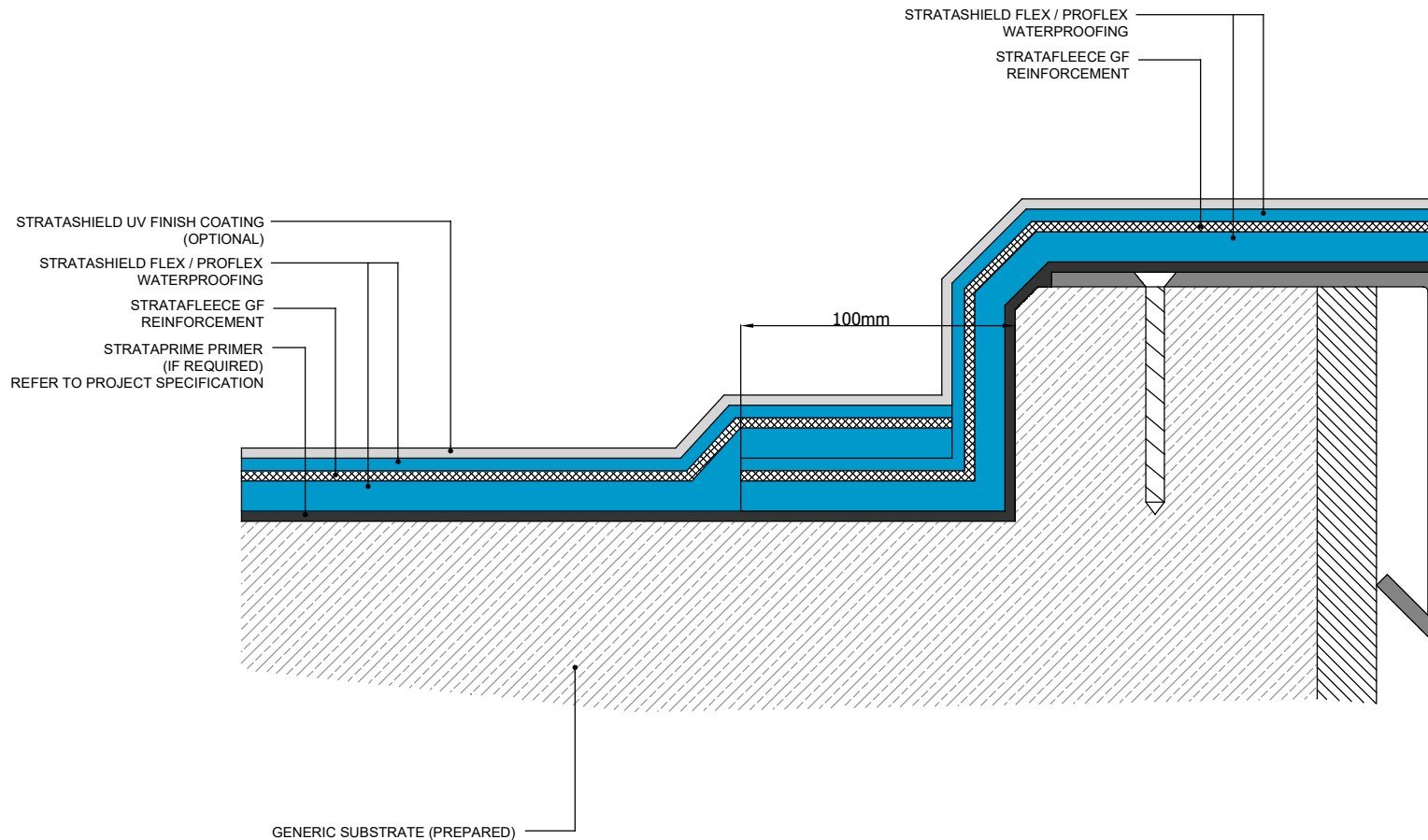
Notes / Revisions:

Date:
15/08/22

Drawn By:
G.R.

Copyright Reserved - Please note that this drawing and the copyright therein is the property of Strata Waterproofing Systems and is issued on the understanding that the drawing or any detail thereof will not be divulged to a third party unless written permission is first obtained from Strata Waterproofing Systems. The drawing is valid only when approved by the Architect / Contractor concerned.

This detail is representative of a typical situation and provided for illustration purposes. Insulation thickness shown may differ in accordance with the specified U-value requirement.





STRATA WATERPROOFING SYSTEMS
Unit 3, Kilwee Business Park,
Upper Dunmurry Lane,
Dunmurry, Belfast, BT17 0HE

(T): 028 9030 2924
(E): info@stratawaterproofing.com
www.stratawaterproofing.com

Standard Waterproofing Detail

Drawing Title:
Warm Roof Full Build-Up
Detail

Scale:
NTS

Drawing No:
48

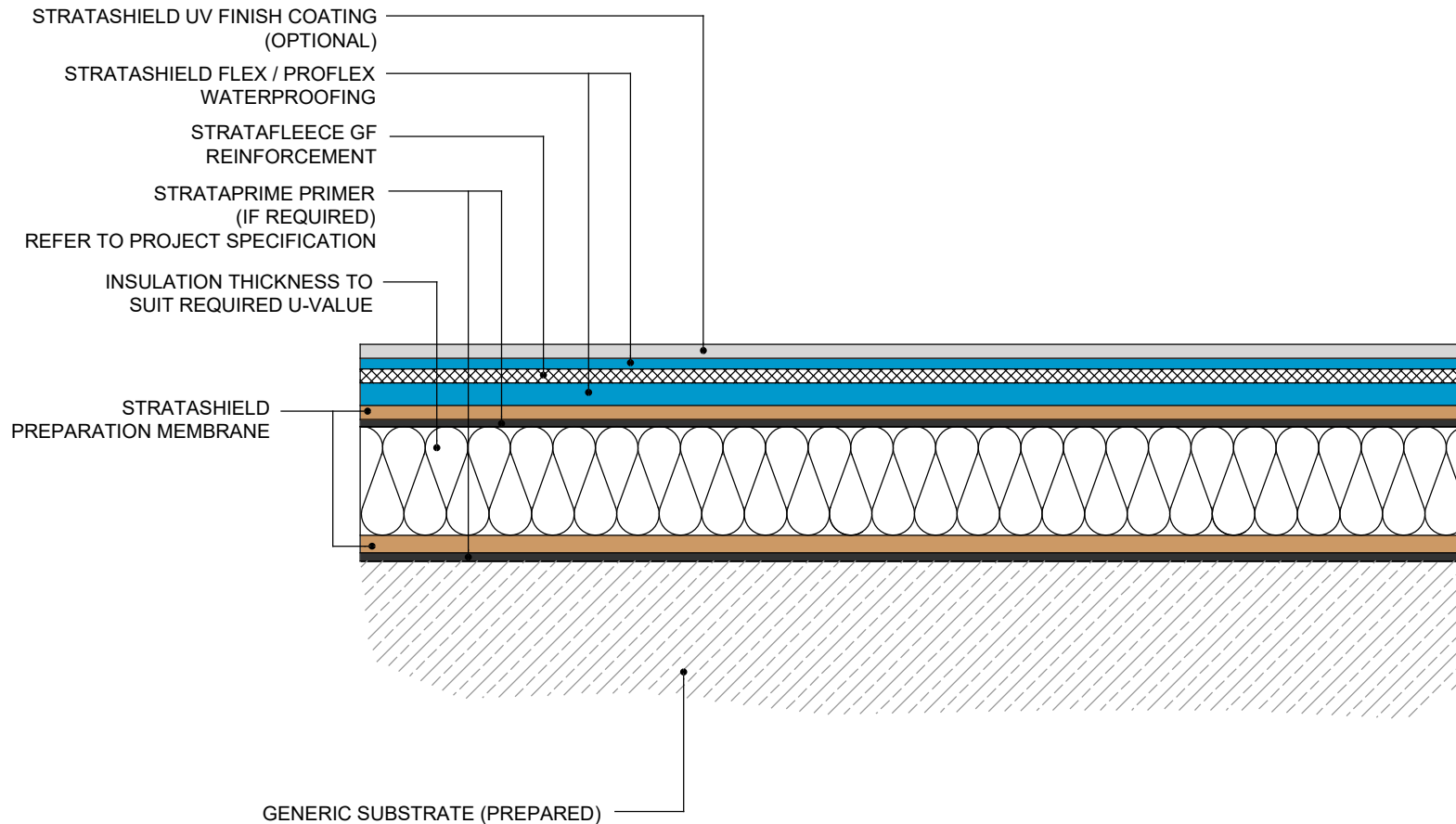
Notes / Revisions:

Date:
15/08/22

Drawn By:
G.R.

Copyright Reserved - Please note that this drawing and the copyright therein is the property of Strata Waterproofing Systems and is issued on the understanding that the drawing or any detail thereof will not be divulged to a third party unless written permission is first obtained from Strata Waterproofing Systems. The drawing is valid only when approved by the Architect / Contractor concerned.

This detail is representative of a typical situation and provided for illustration purposes. Insulation thickness shown may differ in accordance with the specified U-value requirement.



Standard Waterproofing Detail

Drawing Title:
**Insulated Balcony / Terrace
 Detail**

Scale:
NTS

Drawing No:
49

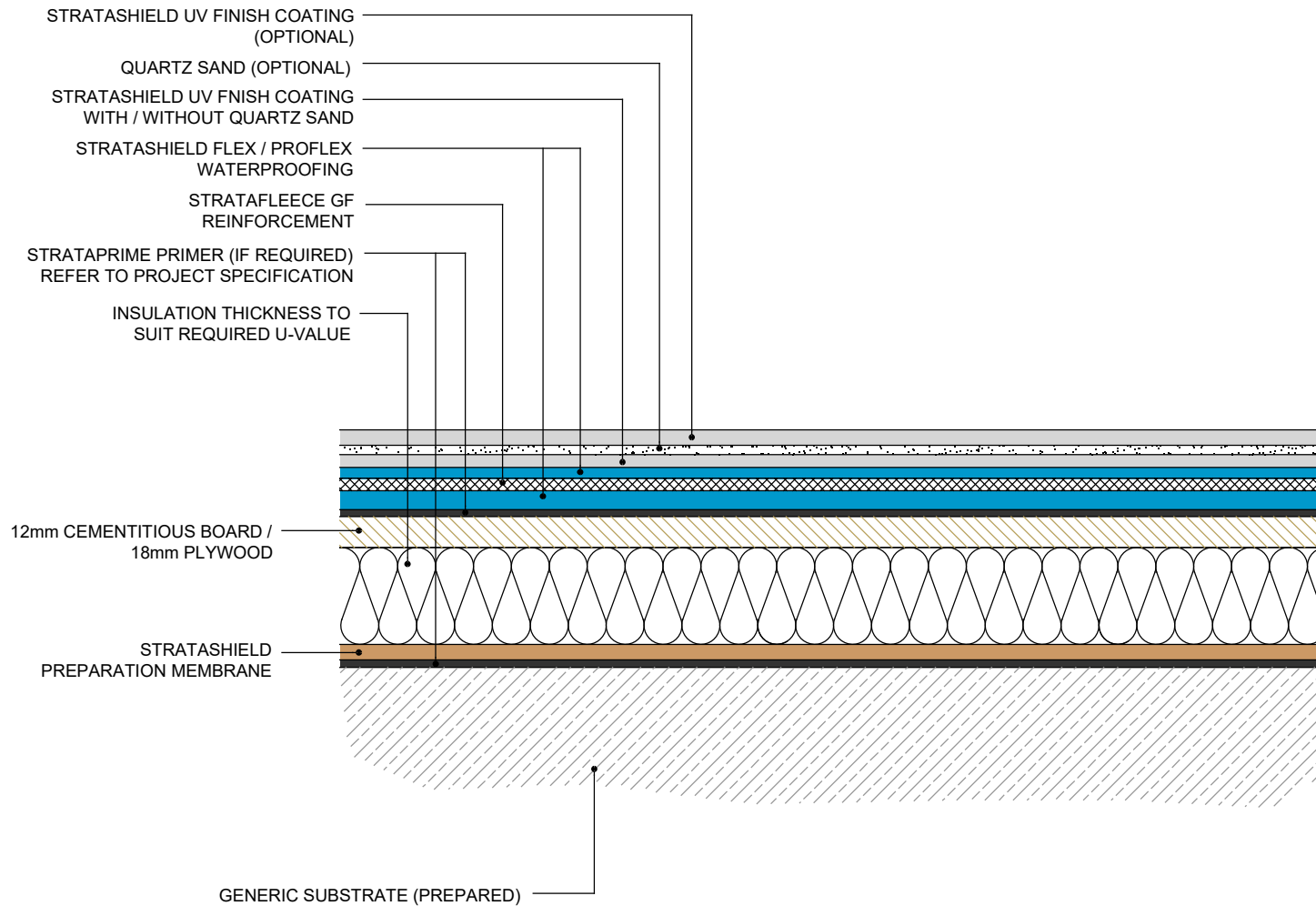
Notes / Revisions:

Date:
15/08/22

Drawn By:
G.R.

Copyright Reserved - Please note that this drawing and the copyright therein is the property of Strata Waterproofing Systems and is issued on the understanding that the drawing or any detail thereof will not be divulged to a third party unless written permission is first obtained from Strata Waterproofing Systems. The drawing is valid only when approved by the Architect / Contractor concerned.

This detail is representative of a typical situation and provided for illustration purposes. Insulation thickness shown may differ in accordance with the specified U-value requirement.



Standard Waterproofing Detail

Drawing Title:
**Asphalt Upstand & Deck
 Terminating on Brickwork
 & Top of Kerb**

Scale:
NTS

Drawing No:
50

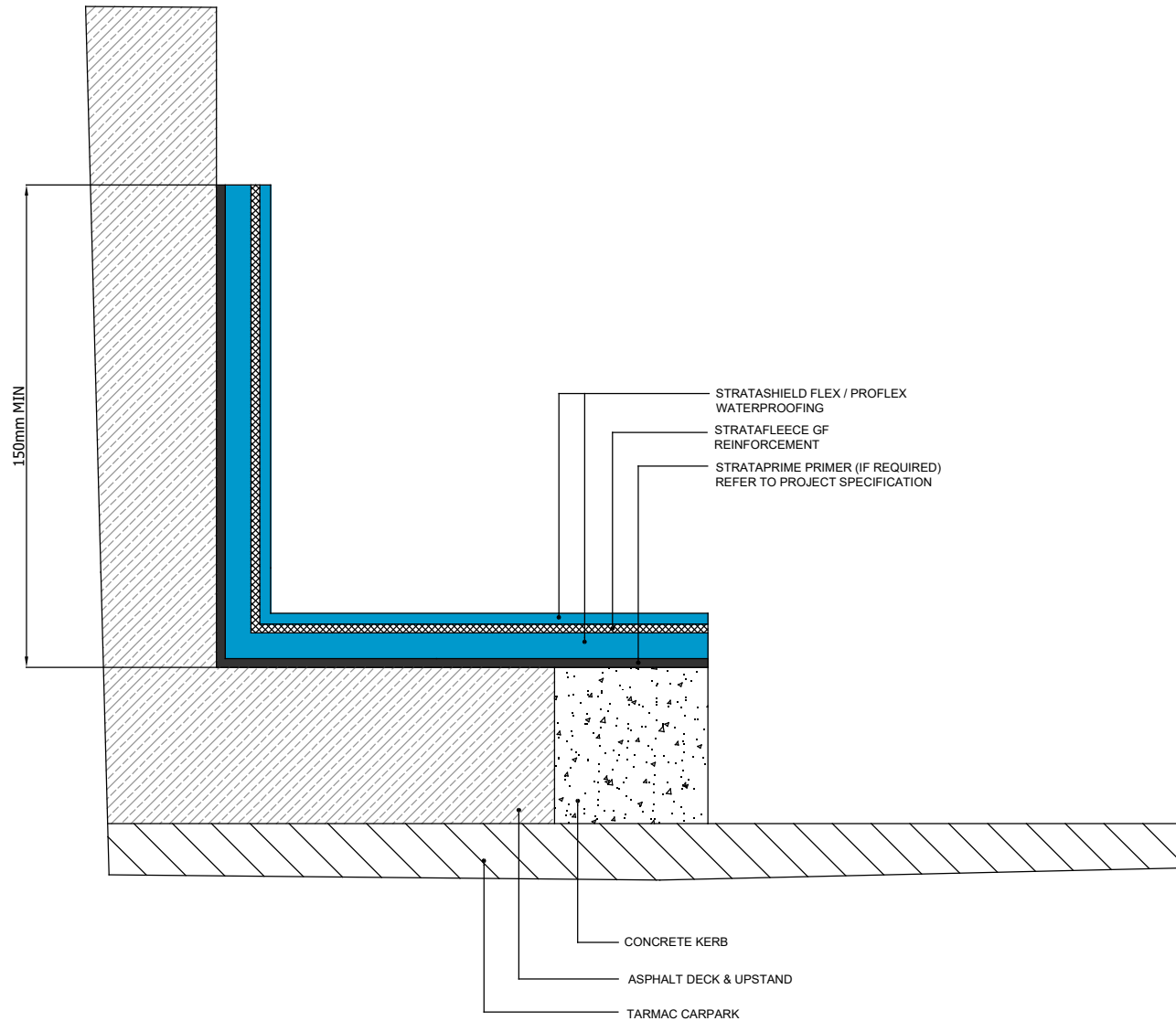
Notes / Revisions:

Date:
15/08/22

Drawn By:
G.R.

Copyright Reserved - Please note that this drawing and the copyright therein is the property of Strata Waterproofing Systems and is issued on the understanding that the drawing or any detail thereof will not be divulged to a third party unless written permission is first obtained from Strata Waterproofing Systems. The drawing is valid only when approved by the Architect / Contractor concerned.

This detail is representative of a typical situation and provided for illustration purposes. Insulation thickness shown may differ in accordance with the specified U-value requirement.



Standard Waterproofing Detail

Drawing Title:
**Asphalt Upstand & Deck
 with Chase Terminating on
 Brickwork & Top of Kerb**

Scale:
NTS

Drawing No:
51

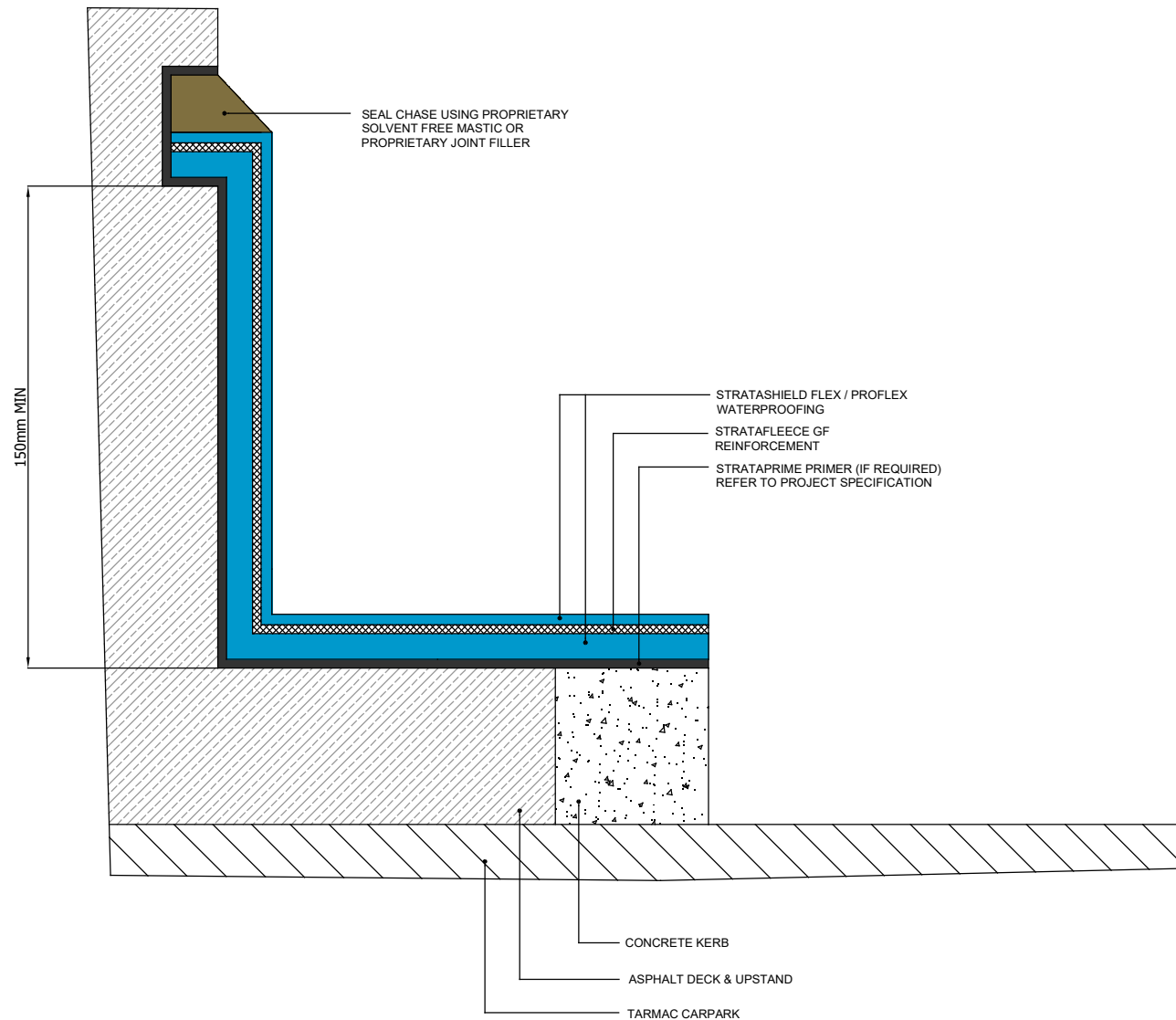
Notes / Revisions:

Date:
15/08/22

Drawn By:
G.R.

Copyright Reserved - Please note that this drawing and the copyright therein is the property of Strata Waterproofing Systems and is issued on the understanding that the drawing or any detail thereof will not be divulged to a third party unless written permission is first obtained from Strata Waterproofing Systems. The drawing is valid only when approved by the Architect / Contractor concerned.

This detail is representative of a typical situation and provided for illustration purposes. Insulation thickness shown may differ in accordance with the specified U-value requirement.





STRATA WATERPROOFING SYSTEMS
Unit 3, Kilwee Business Park,
Upper Dunmurry Lane,
Dunmurry, Belfast, BT17 0HE

(T): 028 9030 2924
(E): info@stratawaterproofing.com
www.stratawaterproofing.com

Standard Waterproofing Detail

Drawing Title:
Interdeck High Build System

Scale:
NTS

Drawing No:
52

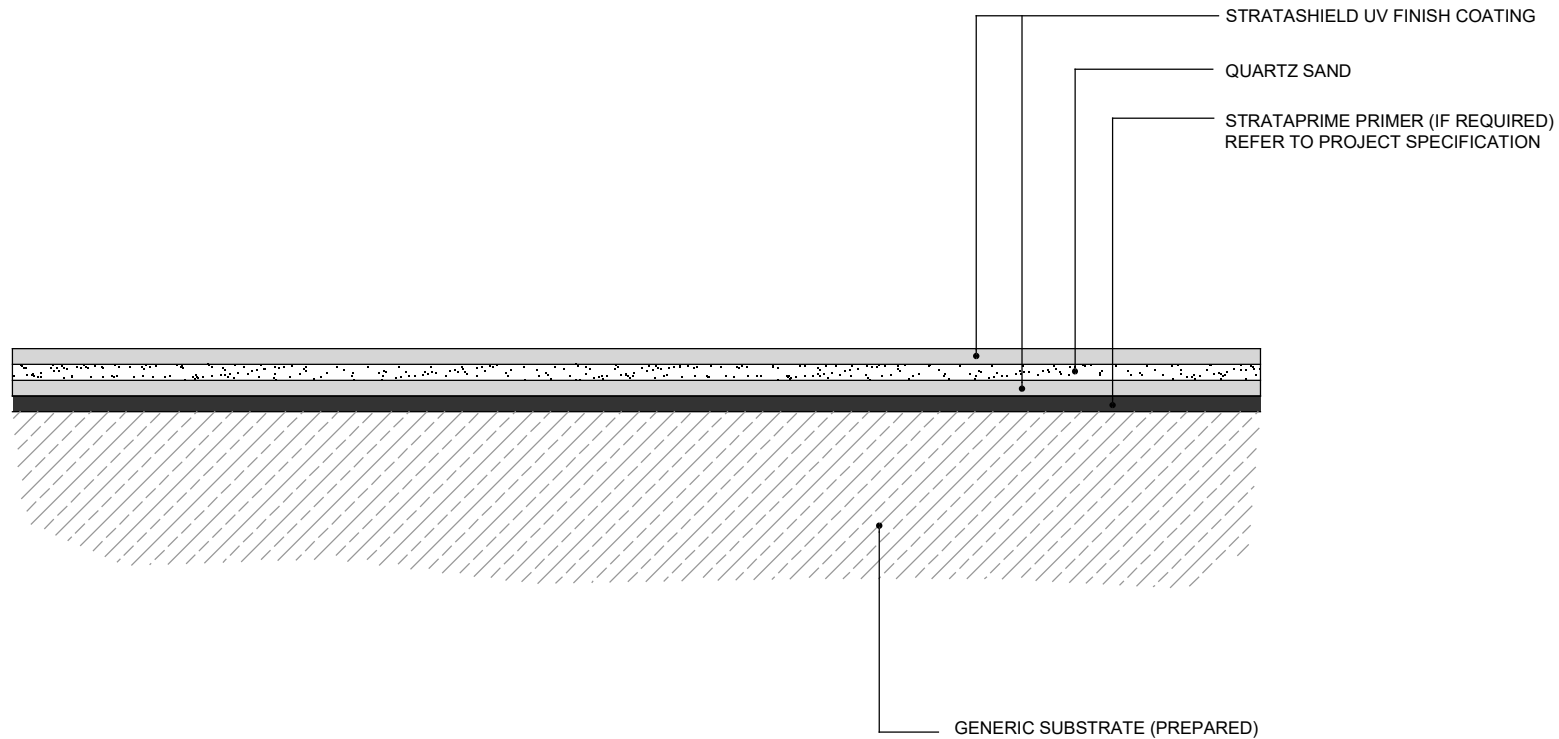
Notes / Revisions:

Date:
15/08/22

Drawn By:
G.R.

Copyright Reserved - Please note that this drawing and the copyright therein is the property of Strata Waterproofing Systems and is issued on the understanding that the drawing or any detail thereof will not be divulged to a third party unless written permission is first obtained from Strata Waterproofing Systems. The drawing is valid only when approved by the Architect / Contractor concerned.

This detail is representative of a typical situation and provided for illustration purposes. Insulation thickness shown may differ in accordance with the specified U-value requirement.



Standard Waterproofing Detail

Drawing Title:
Fully Reinforced Top Deck

Scale:
NTS

Drawing No:
53

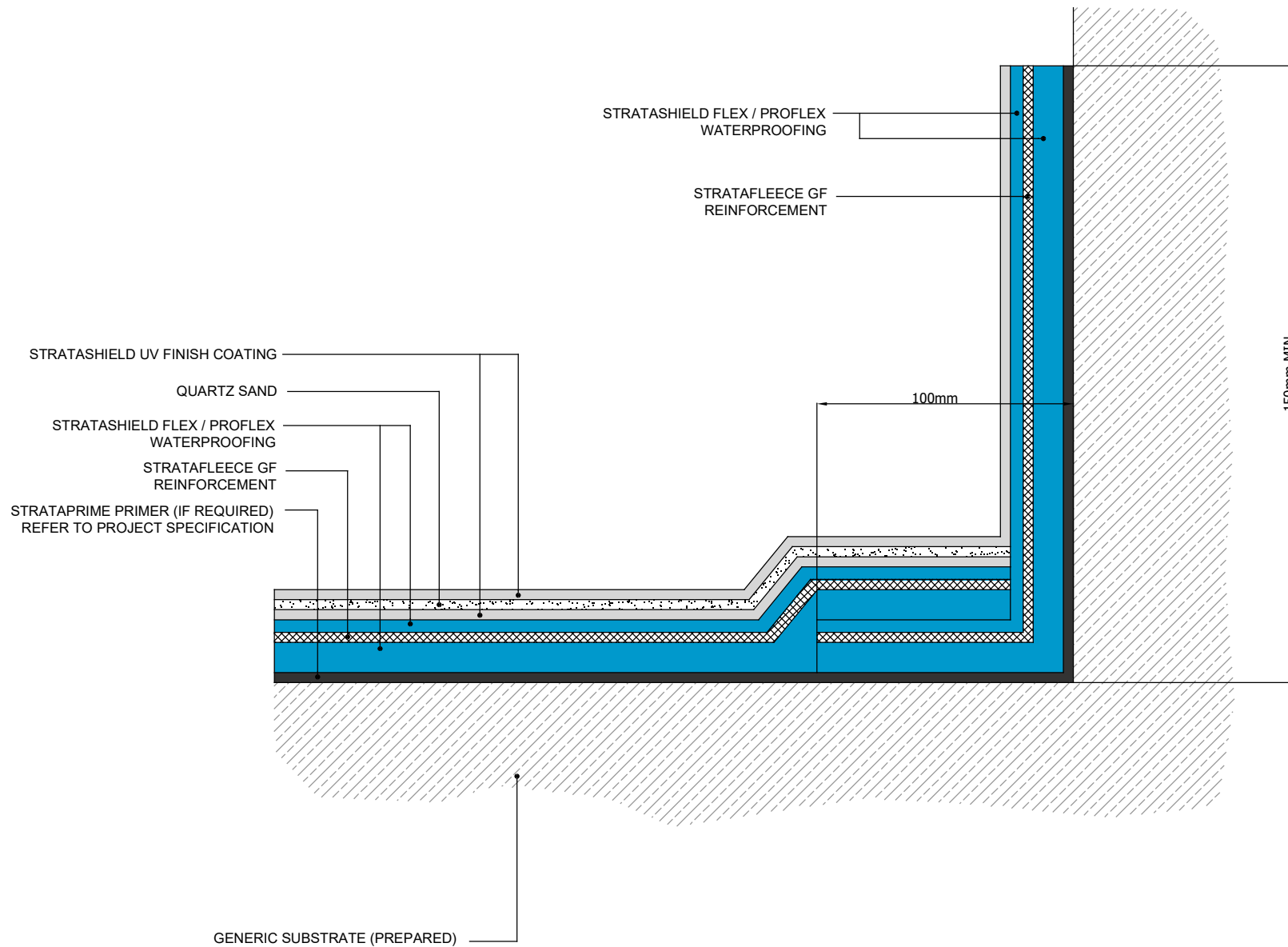
Notes / Revisions:

Date:
15/08/22

Drawn By:
G.R.

Copyright Reserved - Please note that this drawing and the copyright therein is the property of Strata Waterproofing Systems and is issued on the understanding that the drawing or any detail thereof will not be divulged to a third party unless written permission is first obtained from Strata Waterproofing Systems. The drawing is valid only when approved by the Architect / Contractor concerned.

This detail is representative of a typical situation and provided for illustration purposes. Insulation thickness shown may differ in accordance with the specified U-value requirement.



Standard Waterproofing Detail

Drawing Title:
**Interdeck High Build System
 Detail**

Scale:
NTS

Drawing No:
54

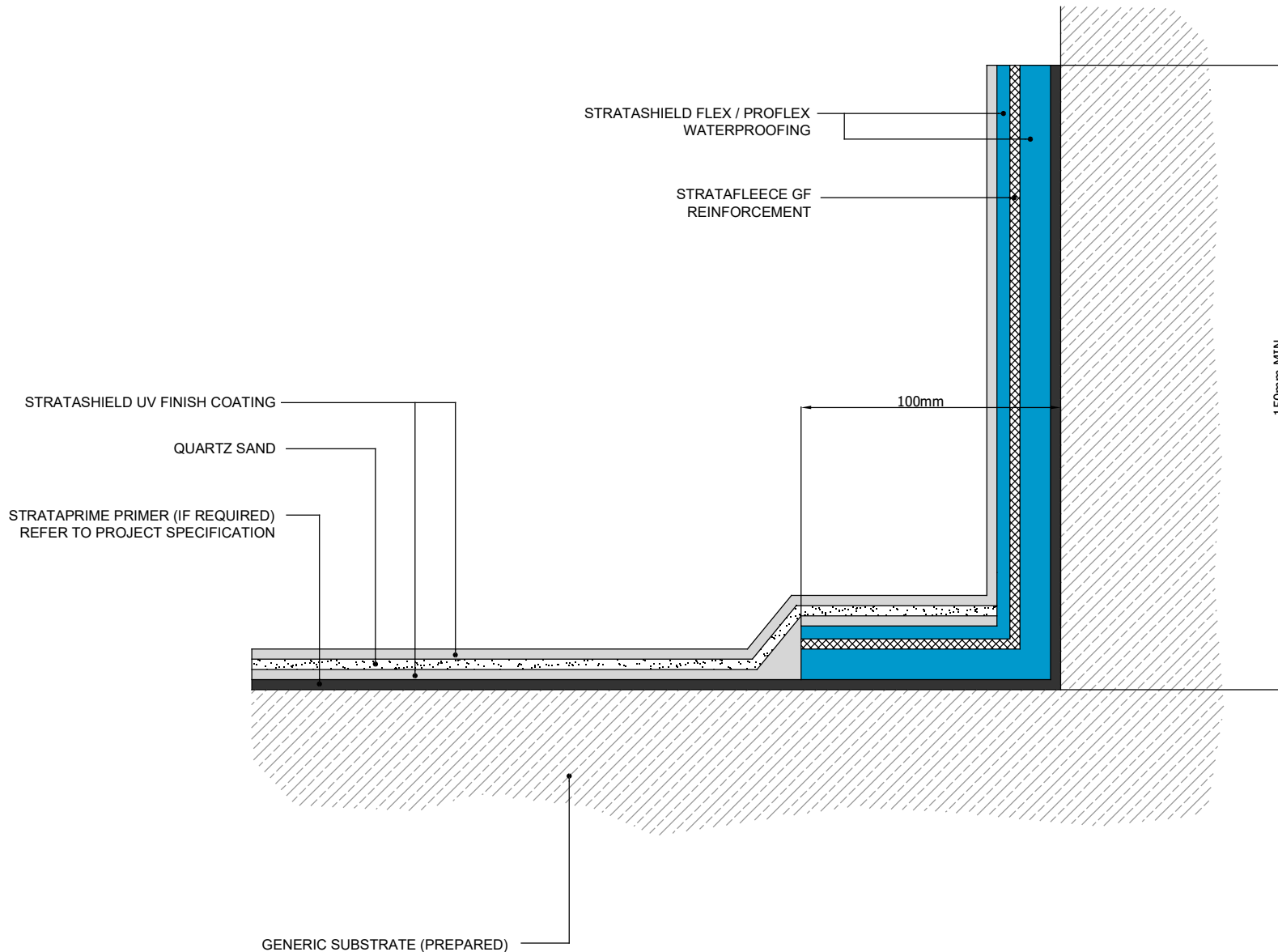
Notes / Revisions:

Date:
15/08/22

Drawn By:
G.R.

Copyright Reserved - Please note that this drawing and the copyright therein is the property of Strata Waterproofing Systems and is issued on the understanding that the drawing or any detail thereof will not be divulged to a third party unless written permission is first obtained from Strata Waterproofing Systems. The drawing is valid only when approved by the Architect / Contractor concerned.

This detail is representative of a typical situation and provided for illustration purposes. Insulation thickness shown may differ in accordance with the specified U-value requirement.



Standard Waterproofing Detail

Drawing Title:
Insulated Balcony

Scale:
NTS

Drawing No:
55

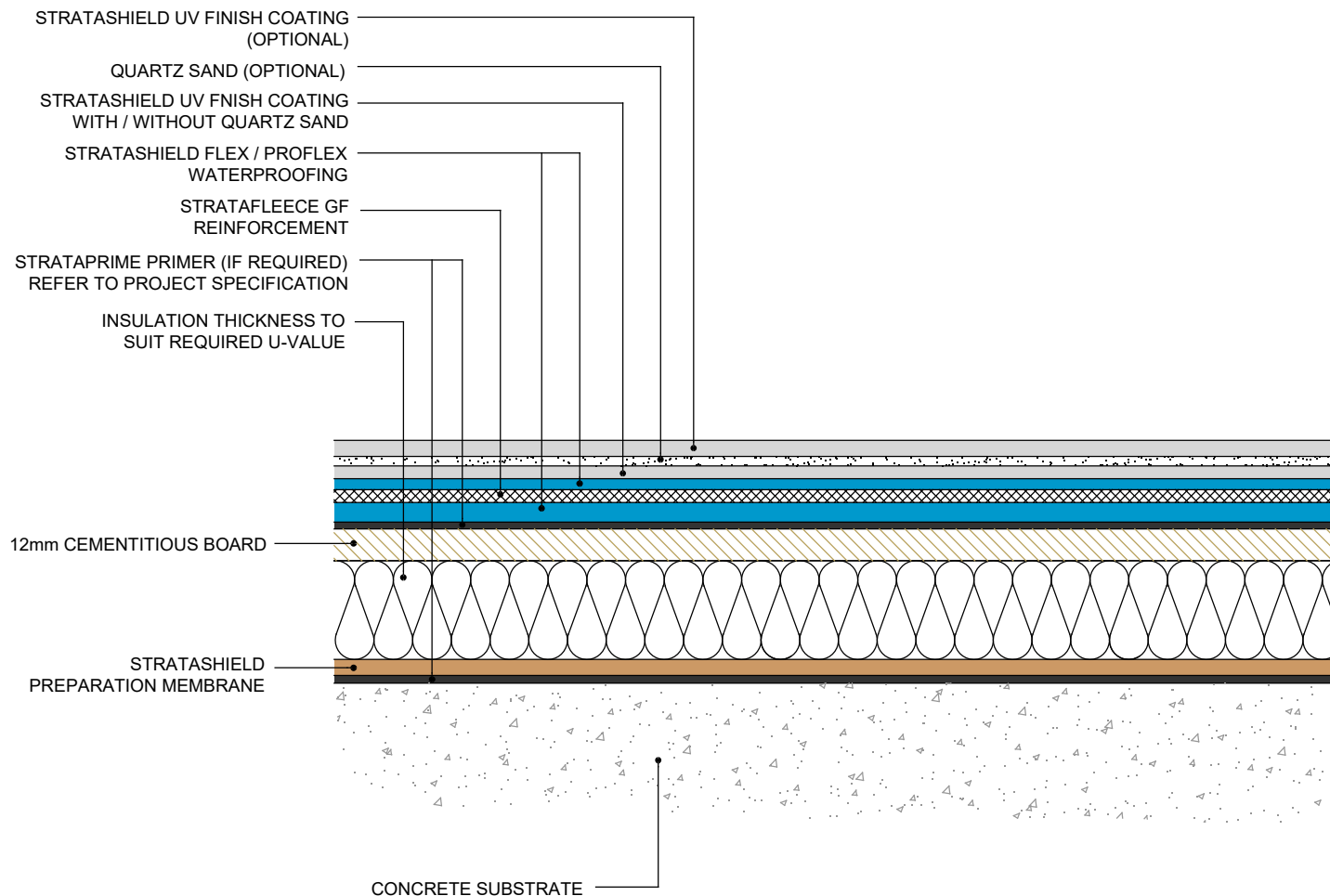
Notes / Revisions:

Date:
15/08/22

Drawn By:
G.R.

Copyright Reserved - Please note that this drawing and the copyright therein is the property of Strata Waterproofing Systems and is issued on the understanding that the drawing or any detail thereof will not be divulged to a third party unless written permission is first obtained from Strata Waterproofing Systems. The drawing is valid only when approved by the Architect / Contractor concerned.

This detail is representative of a typical situation and provided for illustration purposes. Insulation thickness shown may differ in accordance with the specified U-value requirement.



Standard Waterproofing Detail

Drawing Title:
Fully Reinforced Balcony

Scale:
NTS

Drawing No:
56

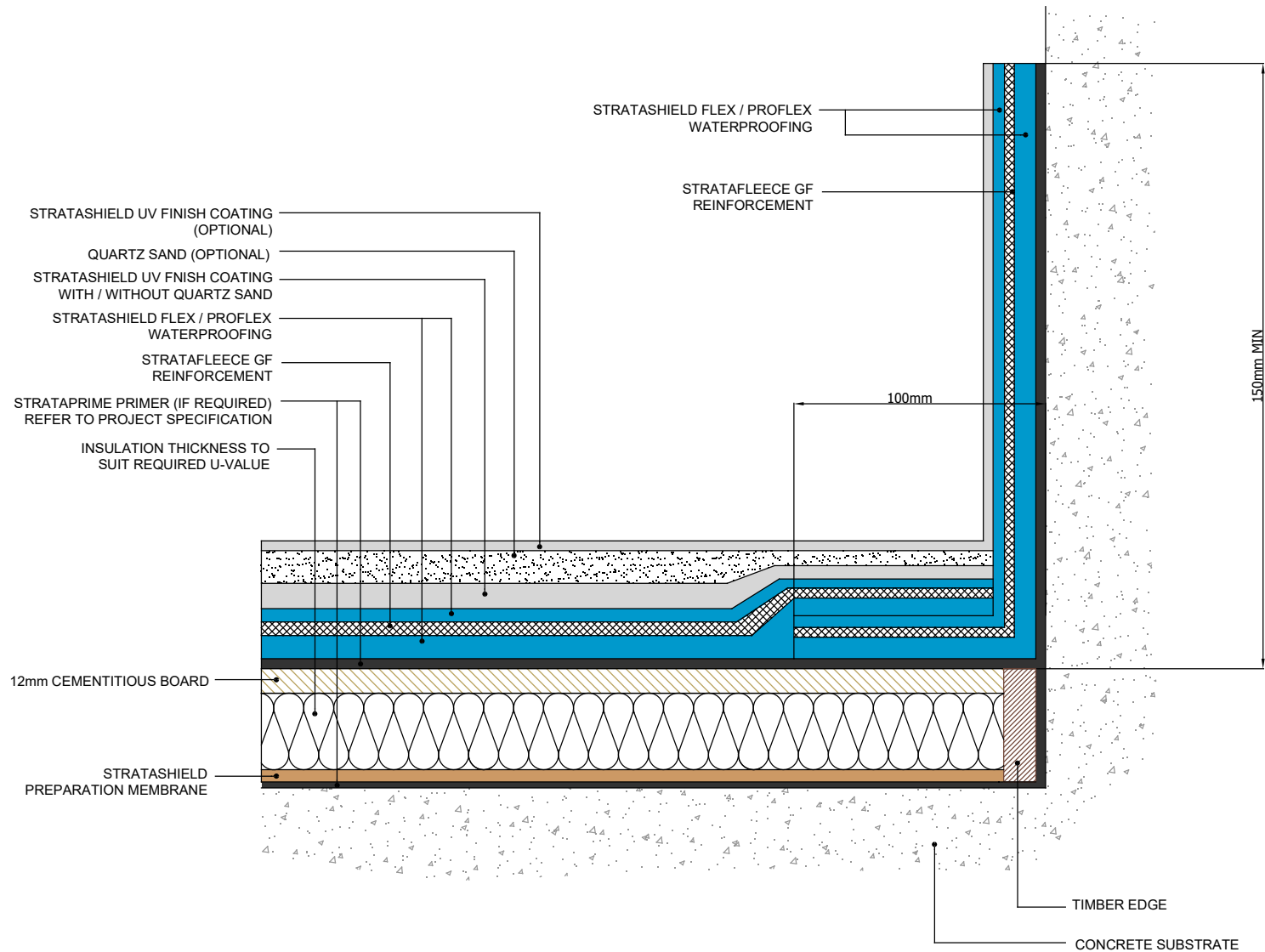
Notes / Revisions:

Date:
15/08/22

Drawn By:
G.R.

Copyright Reserved - Please note that this drawing and the copyright therein is the property of Strata Waterproofing Systems and is issued on the understanding that the drawing or any detail thereof will not be divulged to a third party unless written permission is first obtained from Strata Waterproofing Systems. The drawing is valid only when approved by the Architect / Contractor concerned.

This detail is representative of a typical situation and provided for illustration purposes. Insulation thickness shown may differ in accordance with the specified U-value requirement.



Standard Waterproofing Detail

Drawing Title:
**Balcony with Gutter
 Waterproofing**

Scale:
NTS

Drawing No:
57

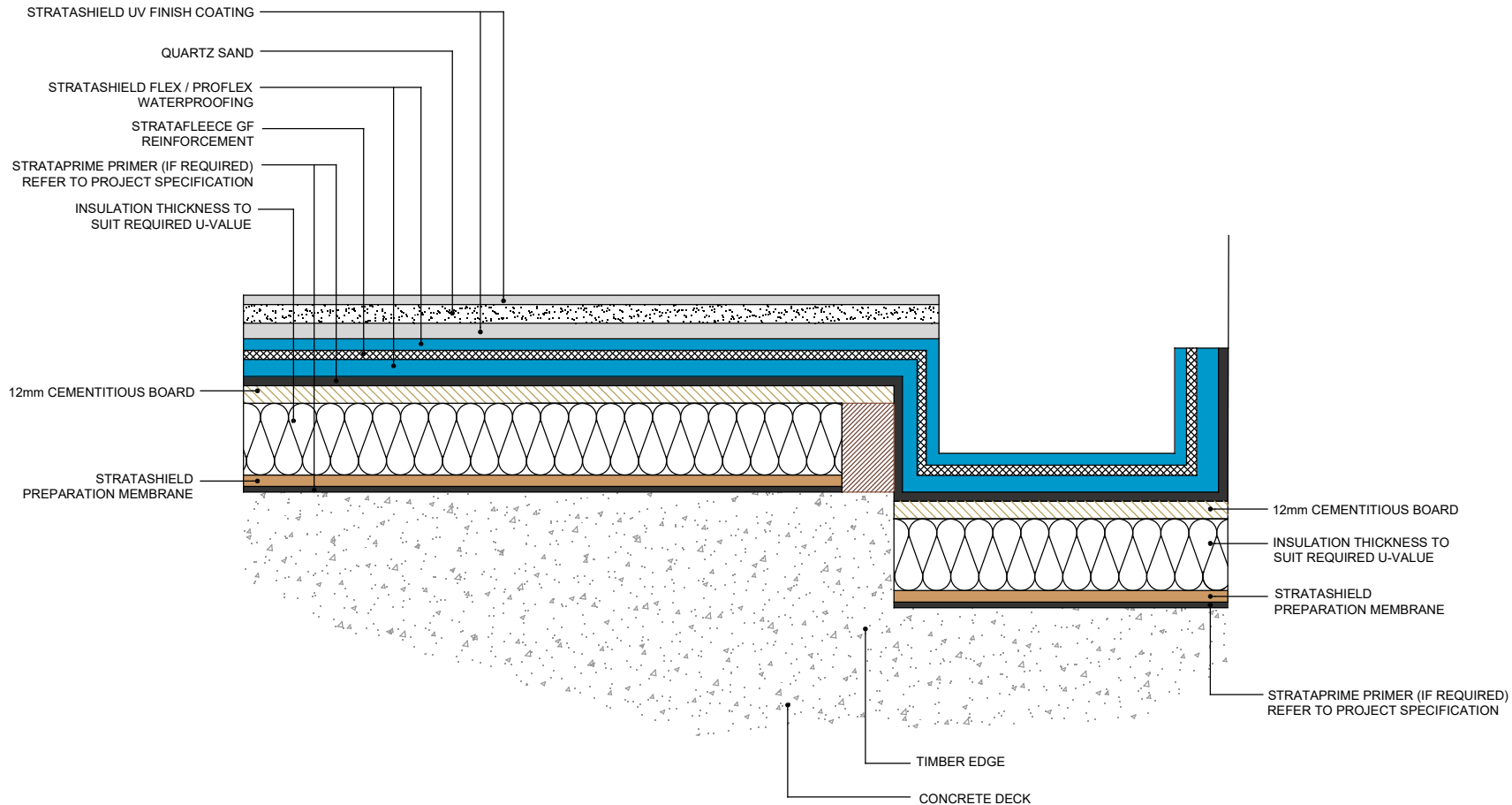
Notes / Revisions:

Date:
15/08/22

Drawn By:
G.R.

Copyright Reserved - Please note that this drawing and the copyright therein is the property of Strata Waterproofing Systems and is issued on the understanding that the drawing or any detail thereof will not be divulged to a third party unless written permission is first obtained from Strata Waterproofing Systems. The drawing is valid only when approved by the Architect / Contractor concerned.

This detail is representative of a typical situation and provided for illustration purposes. Insulation thickness shown may differ in accordance with the specified U-value requirement.





STRATA WATERPROOFING SYSTEMS
 Unit 3, Kilwee Business Park,
 Upper Dunmurry Lane,
 Dunmurry, Belfast, BT17 0HE

(T): 028 9030 2924
 (E): info@stratawaterproofing.com
www.stratawaterproofing.com

Standard Waterproofing Detail

Drawing Title:
**Full System Build-Up for
 Edge Trim with Drip**

Scale:
 NTS

Drawing No:
 58

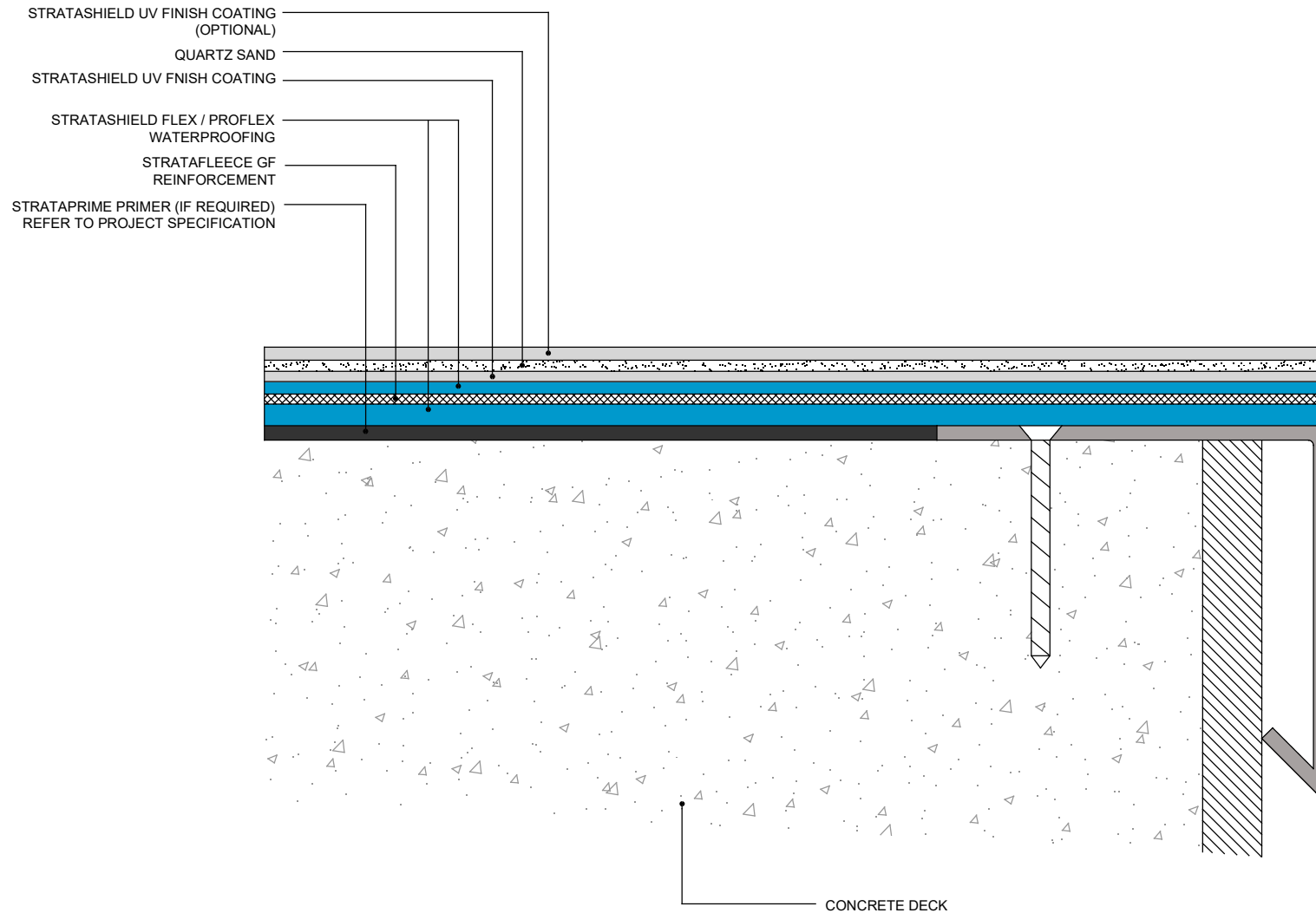
Notes / Revisions:

Date:
 15/08/22

Drawn By:
 G.R.

Copyright Reserved - Please note that this drawing and the copyright therein is the property of Strata Waterproofing Systems and is issued on the understanding that the drawing or any detail thereof will not be divulged to a third party unless written permission is first obtained from Strata Waterproofing Systems. The drawing is valid only when approved by the Architect / Contractor concerned.

This detail is representative of a typical situation and provided for illustration purposes. Insulation thickness shown may differ in accordance with the specified U-value requirement.



Standard Waterproofing Detail

Drawing Title:
**Full System Build-Up for
 Construction Joint Overband**

Scale:
NTS

Drawing No:
59

Notes / Revisions:

Date:
15/08/22

Drawn By:
G.R.

Copyright Reserved - Please note that this drawing and the copyright therein is the property of Strata Waterproofing Systems and is issued on the understanding that the drawing or any detail thereof will not be divulged to a third party unless written permission is first obtained from Strata Waterproofing Systems. The drawing is valid only when approved by the Architect / Contractor concerned.

This detail is representative of a typical situation and provided for illustration purposes. Insulation thickness shown may differ in accordance with the specified U-value requirement.

